

## SPECIFICATIONS

Size	Metric	British
Max. Working Height	28.15m	92ft 4in
Max. Platform Height	26.15m	85ft 9in
Max. Operating Range(+0.6m)	19.04m	62ft 6in
Max. Platform Range	18.44m	60ft 6in
Flatbed Transport Dimensions (L×W×H)	9.22m×2.50m×3.00m	30ft 3in×8ft 2in×9ft 10in
Standard Container Transport	All Applicable	All Applicable
Platform Size(Length×Width)	2.44m×0.91m	8ft×3ft
Turntable Tailswing	1.61m	5ft 3in
Ground Clearance <b>A</b>	0.41m	1ft 4in
Wheelbase <b>B</b>	2.80m	9ft 2in
Turning Radius(Inside/Outside)	1.87m/3.22m	6ft 2in/10ft 7in
Tyres	385/45-28	385/45-28
Max. Up And Over Clearance	9.14m	30ft
Max. Down Probing Depth	5.17m	16ft 11in

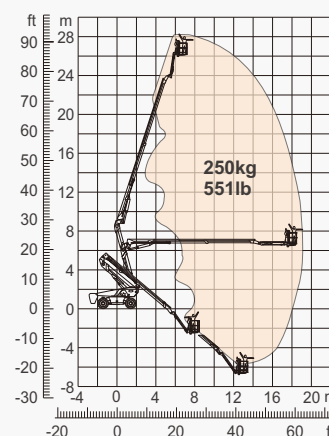
Performance		
S.W.L	250kg	551lb
Max. Occupants	2	2
Gradeability	45%	45%
Travel Speed(Stowed)	6.0km/h	3.7mph
Travel Speed(Raised)	1.1km/h	0.7mph
Max. Working Slope	X-5°/Y-5°	X-5°/Y-5°
Turret Rotation	360°Continuous	360°Continuous
Platform Rotation	180°	180°
Jib Movement	135°	135°

Weight		
Overall Weight	18400kg	40565lb

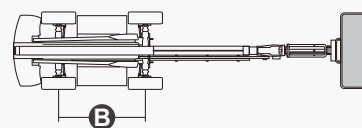
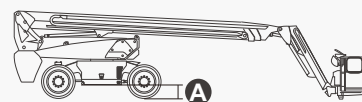
Power		
Diesel Engine	Deutz TD2.9 L4/55.4kW Deutz TD2.9 L4/55.4kW	
Emergency Power System	12V	12V
Driving Motor	135L	35gal
Hydraulic Tank	165L	43gal



ENGINE



Range Of Motion



## FEATURES

### Standard Items

- 2.31m (7ft 7in) Jib
- Front Oscillating Axle
- Four-Wheel Steering
- Four-Wheel Drive
- Self-Leveling Platform
- 180° Left And Right Swing Platform
- Proportional Joystick Controls
- Thumb Rocker Steer
- Drive Enable
- Ac Power Cord To Platform
- Tilt Alarm
- Descent Alarm
- Flash
- Horn
- Hour Meter
- Integral Integrated Special Drive Axle For Construction Machinery
- 360° Continuous Turntable Rotation
- Positive Traction Four Wheel Drive
- Platform Load Sense System
- Fault Diagnosis System
- Operator Anti-crushing Protection System
- Harsh Environment Kits
- 12V DC Auxiliary Power
- Deutz D2.9 L4 55.4kW /2600rpm Diesel Engine
- Hydraulic Oil Radiator
- Anti-restart Engine Protection
- Anti-reverse Engine Device
- Auto Engine Fault Shutdown



Articulated  
Boom-BA



Working  
Height-28m



Barb Jib-B




Diesel Engine



Rough  
Terrain-RT



Anti Extrusion Device



Multiple Steering Modes



Barb Jib

### ZHEJIANG DINGLI MACHINERY CO., LTD.

Address: No.188 Qihang Road, Deqing, Zhejiang P.R.C 313219

Telephone: +86(572)8681688

E-Mail: [export@cndingli.com](mailto:export@cndingli.com)

[Https://en.cndingli.com](https://en.cndingli.com)

Due to continuous technology updates, technical parameters are subject to change without notice. This picture book is for reference only, the actual product shall prevail. The copyright is owned by zhejiang dingli, any content may not be copied for any purpose without written permission.

2022-09

