



160t



85m



74m



112.7m

# ZOOMLION

# TECHNICAL SPECIFICATIONS

## ZAT1600V853G

All terrain crane

Edition 1

June 2024



ZOOMLION

PROD  
4.0



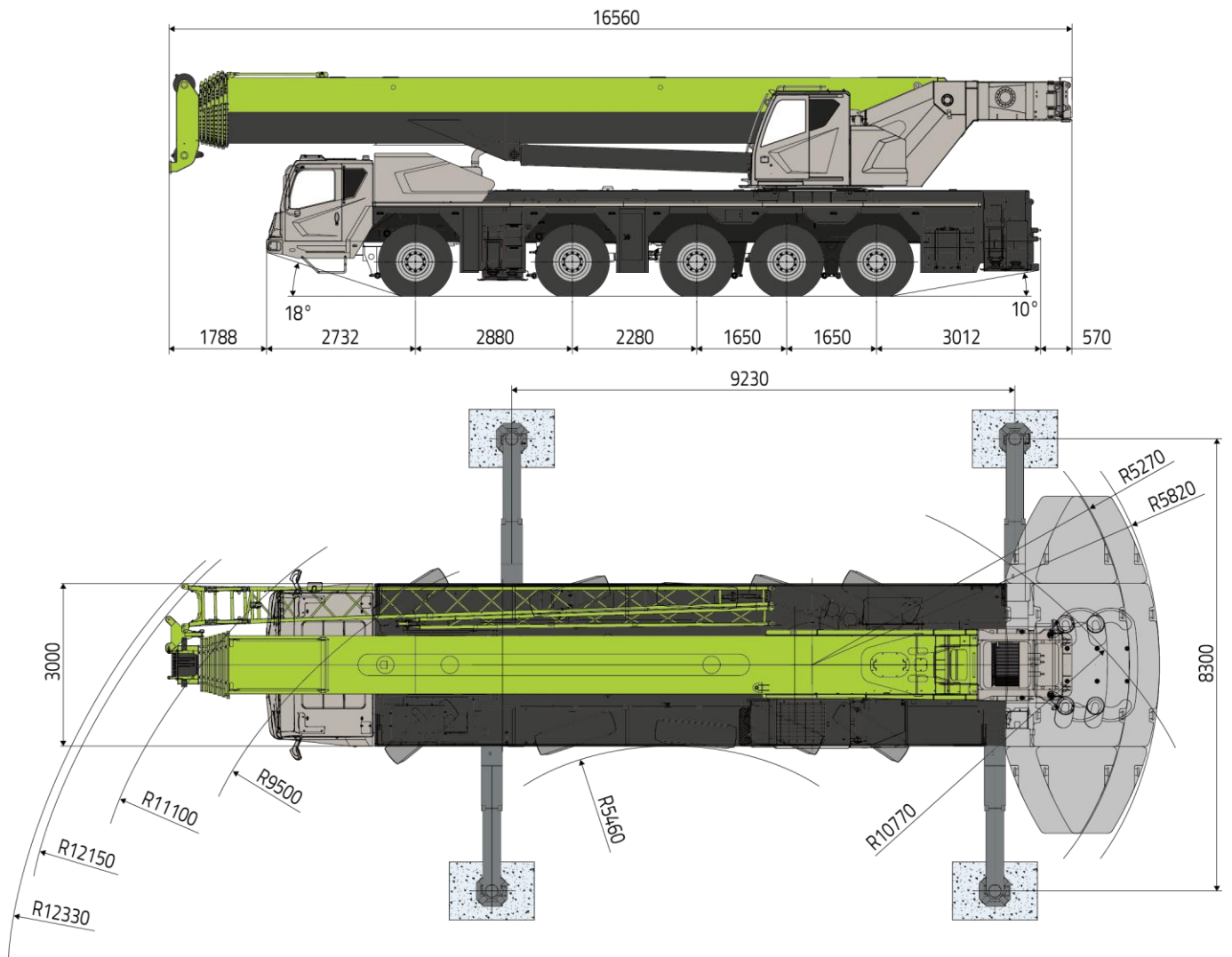
# Contents



<b>01</b>	<b>Dimensions</b>	<b>1</b>
<b>02</b>	<b>ZAT1600V853G Introduction</b>	<b>2</b>
<b>03</b>	<b>Technical data</b>	<b>4</b>
<b>04</b>	<b>Equipment</b>	<b>9</b>
<b>05</b>	<b>On-road driving/ Jobsite driving</b>	<b>13</b>
<b>06</b>	<b>OM combinations</b>	<b>15</b>
<b>07</b>	<b>Lifting heights + Lifting capacities</b>	<b>17</b>

# Dimensions

Complete operation condition (unit: mm)



# ZAT1600V853G Introduction





85m



33.5m



57t



390kw (Benz)  
340kw (Yuchai)

## Technical data

Item		Value	Remarks	
Work performance	Max. rated lifting capacity	t	160	
	Max. load moment of basic boom	kN.m	5008	
	Max. load moment of main boom (fully extended)	kN.m	2017	
	Max. lifting height of basic boom	m	14.9	
	Max. lifting height of main boom	m	84.8	These parameters do not include deflection of boom and jib.
	Max. lifting height of jib	m	112.7	
Work speeds	Max. hoist rope speed (Main winch)	m/min	135	
	Boom derricking up time	s	65	
	Boom extending time	s	850	
	Slewing speed	r/min	0 ~ 1.6	
Driving	Max. operation altitude	m	2000	
	Max. driving speed	km/h	80	
	Max. gradeability	%	48	
	Min. turning diameter	m	≤9.5	
	Min. ground clearance	mm	310	
	Limits for exhaust pollutants and smoke		Off-road Europe V /Road Europe V	Benz/Yuchai
	Front overhang angle	°	18	
	Rear overhang angle	°	10	
Mass	Deadweight in driving condition	t	<60	
	Single axle load	t	<12	With 1t counterweight and the spare tire; Without the jib and the outrigger pad
Engine	Engine model		OM471LA.E5-1 YCK11470-S506	
	Max. power	kW/rpm	390/1600 (Benz) 346/1900 (Yuchai)	

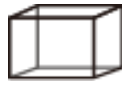
Item		Value	Remarks
	Max. output torque	N·m/rpm 2600/1300 2179/950-1400 Yuchai	
Dimensions	Overall dimensions (L×W×H)	mm	16560×3000×4000
	Outrigger spread (W)	m	Completely extended: 8.3 m; intermediate extended: 5.5 m
	Outrigger spread (L)	m	9.23
	Slewing radius of counterweight tail	mm	5270 (counterweight front position) 5820 (counterweight rear position)
	Main boom length	mm	14~85
	Boom angle	°	-0.5 ~ 80
	Fix jib length	m	10.4, 17.5
Offset	°	0, 15, 30	

## Table of options

No.	Description	Remarks
1	Outrigger Pad	Overall dimensions: 1550mm*1550mm*120, 4 pieces
2	Extension	Including 2 pieces of 8m extensions
3	Hook	110t (ramshorn hook), 90t (ramshorn hook), 70t (ramshorn hook), 55t (single hook), 25t (single hook)
4	Auxiliary winch package	Select the auxiliary hoist mechanism






## Hook

Transported individually

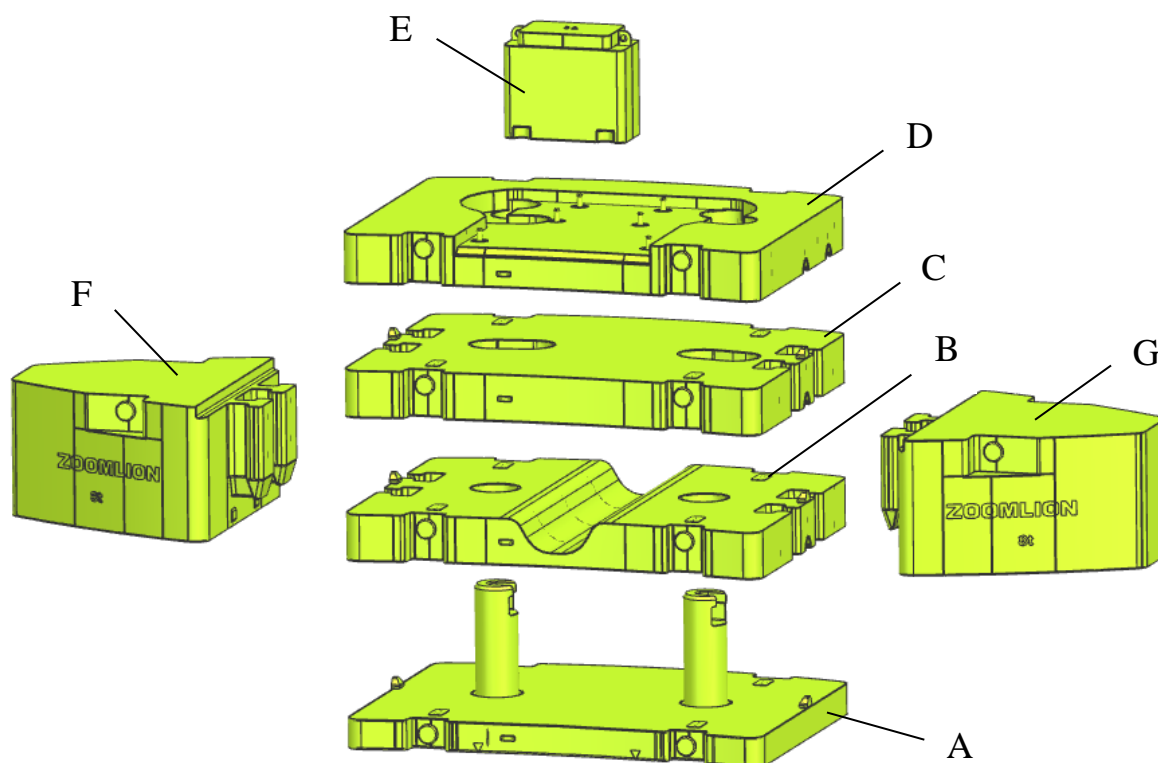


Specification	Weight (kg)	Transport dimensions (mm)	Fall	Single hook	double hook	Standard/ Optional configuration
110t	1280	1835×805×650	14	-	Double	○
90t	1068	1665×650×755	14	-	Double	○
70t	920	1580×650×700	10	-	Double	○
60t	620	1355×528×480	8	-	Double	●
55t	750	1590×650×460	6	Single	-	○
25t	590	1410×650×390	3	Single	-	○
8t	310	Φ370×900	1	Single	-	●

## Wire rope

	 Diameter (mm)	 Length (m)	 Max. pulling force of single rope (t)
 Main hoist rope	φ20	340	9.3
 Auxiliary hoisting rope	φ20	245	8.5

## Counterweight



### Transported individually

	Name	Weight (t)	Transport dimensions (mm)	Quantity (piece)
A	Lower counterweight	8	2355x2990x980	1
B	Intermediate counterweight	9	2355x2990x410	1
C	Upper counterweight	10	2355x2990x412	1
D	Fixed counterweight I	13	2355x2990x350	1
E	Fixed counterweight II	1	420x870x755	1
F	Side counterweight	8	1885x1855x950	1
G	Side counterweight	8	1885x1855x950	1

## Counterweight combinations

Unit: piece

Combinations	A	B	C	D	E	F	G
1t	0	0	0	0	1	0	0
14t	0	0	0	1	1	0	0
22t	1	0	0	1	1	0	0
31t	1	1	0	1	1	0	0
41t	1	1	1	1	1	0	0
57t	1	1	1	1	1	1	1

# Equipment

The parts and components of this product are as shown above. As for the details, refer to the product configuration list.

- — standard configuration      ○ — optional configuration



## Superstructure

<p>● <b>Main boom</b></p>	<ul style="list-style-type: none"> <li>8-section telescopic boom made of high-tensile steel plate</li> <li>Optimal oviform boom profile</li> <li>It is with super load bearing capacity, light deadweight, large lateral stiffness and small end deflection.</li> </ul>
<p>● <b>Jib</b></p>	<ul style="list-style-type: none"> <li>It consists of two jib sections. They are folded on the side of main boom and can be installed and removed by inserted pins.</li> <li>Jib variants: 10.4 m, 17.5 m, 25.5 m (One section of 8 m jib extension is available for options.), 33.5 m (Two sections of 8 m jib extensions are available for options.)</li> <li>The jib can be assembled below an angle of 0° , 15° or 30° to the telescopic boom according to your needs. The offset can be conveniently changed in a mechanical way.</li> </ul>
<p>● <b>Telescoping system</b></p>	<ul style="list-style-type: none"> <li>The telescopic boom is telescoped by the single-stage telescoping cylinder with hydraulic interlocking device.</li> <li>Rapid-cycle telescoping system with “automatic mode”, i.e. all-automatic telescoping to the desired boom length in sequence.</li> </ul>
<p>● <b>Hoist gear</b></p>	<ul style="list-style-type: none"> <li>Main winch + auxiliary winch</li> <li>The main and auxiliary winches can be operated independently or simultaneously.</li> <li>High-performance rotation-resistant ropes and the press nipple can be used for rapid reeving change.</li> </ul>
<p>● <b>Luffing gear</b></p>	<ul style="list-style-type: none"> <li>One hydraulic cylinder, providing the boom with smooth luffing movements from -0.5° to 80°.</li> </ul>
<p>● <b>Slewing gear</b></p>	<ul style="list-style-type: none"> <li>Adopt the controllable free swing function.</li> <li>The cushion valve and the normally closed brake make the slewing operation stable and reliable.</li> </ul>
<p>● <b>Slewing table</b></p>	<ul style="list-style-type: none"> <li>Box-type, torsion resistant design of high-tensile steel, providing super load bearing capacity.</li> </ul>
<p>● <b>Operator’s cab</b></p>	<ul style="list-style-type: none"> <li>4.0 series spacious panoramic cab with sliding door, outward pushing windshield, front foot pedal, safe guard rail around the roof of the cab</li> <li>No instrument console and electric elements are in the front of the cab. And thus, you can have a good riding experience due to spacious room and comfortable feeling.</li> <li>Integrated bus key panel with night vision background light is clear and makes night work safe.</li> <li>Vertical 10.4 inch two-in-one LCD (touch screen) integrates all of functions and has</li> </ul>

	<p>good observation angle. And thus, you can have good operation experience.</p> <ul style="list-style-type: none"> <li>• It is with USB plug. And thus, it is chargeable.</li> <li>• The cab can be tilted for 0-20° to improve operator's field of vision and reduce the operation intensity.</li> <li>• Cab heater and air conditioning.</li> </ul>
● <b>Counterweight</b>	<ul style="list-style-type: none"> <li>• Full counterweight 57 t</li> <li>• The counterweight can move backwards for 0.55 m.</li> </ul>
● <b>Hook</b>	<ul style="list-style-type: none"> <li>• Standard configuration main hook is 60 t ramshorn one, which is with the rotatable hook and the hook latch.</li> <li>• 8 t auxiliary hook, which is also with the hook latch, can prevent the load from rotating.</li> </ul>
● <b>Hood</b>	<ul style="list-style-type: none"> <li>• In frame-type structure of high functionality and convincing design</li> <li>• It is made of the aluminium alloy.</li> </ul>
● <b>Control system</b>	<ul style="list-style-type: none"> <li>• Superstructure operating mode consists of the electro-hydraulic proportional operation and the computer integrated control. Superstructure hydraulic system adopts open and closed combined system.</li> <li>• It is of these functions such as the counterweight self-assembly and dismantling function, the operator's cab tilting angle adjustment function, which have good starting and braking stability as well as the higher system reliability.</li> </ul>
● <b>Monitoring system</b>	<ul style="list-style-type: none"> <li>• Applying the bus technology, the superstructure and the chassis can monitor the outrigger pressures and the tilting angle of the chassis frame in real time. And thus, prevent the dangerous situations from happening.</li> <li>• The complete vehicle is equipped with several encoders and sensors which can monitor each system state of the vehicle in real time. Combining with the upgraded safety strategy, prevent the dangerous situations from happening. And thus, realize the high efficient safety operation.</li> </ul>

# Equipment



## Chassis

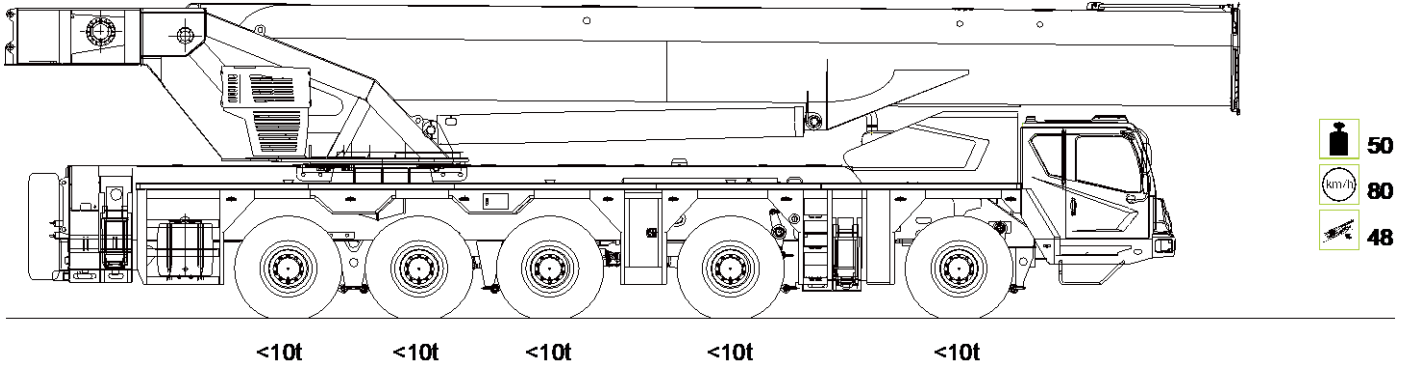
<p>● <b>Engine</b></p>	<p>Configuration 1: Model: Benz OM471LA.E5-1</p> <ul style="list-style-type: none"> <li>Exhaust emission standard: off-road Europe V</li> <li>Displacement: 12.8 L</li> <li>Max. rated power: 390 kW at 1600 r/min</li> <li>Max. output torque: 2600 N.m at 1300 r/min</li> <li>Capacity of diesel oil tank: 500 L.</li> </ul> <p>Configuration 2: Model: Yuchai YCK11470-S506</p> <ul style="list-style-type: none"> <li>Exhaust emission standard: off-road Europe V</li> <li>Displacement: 10.98 L</li> <li>Max. rated power: 346 kW at 1900 r/min</li> <li>Max. output torque: 2179 N.m at 950 – 1400 r/min</li> <li>Capacity of diesel oil tank: 500 L.</li> </ul>
<p>● <b>Transmission</b></p>	<p>Configuration 1 (equipped with Benz engine):</p> <ul style="list-style-type: none"> <li>ZF 12-gear automatic and manual integrated transmission (AMT)</li> <li>12 forward and 2 reverse speeds</li> <li>Standard configuration: hydraulic retarder with the power takeoff port</li> </ul> <p>Configuration 2 (equipped with Yuchai engine):</p> <ul style="list-style-type: none"> <li>Fast 12-gear automatic and manual integrated transmission (AMT)</li> <li>12 forward and 2 reverse speeds</li> <li>Standard configuration: hydraulic retarder with the power takeoff port</li> </ul>
<p>● <b>Axles</b></p>	<ul style="list-style-type: none"> <li>Homemade 13 t axle</li> <li>Drive type: 10x6x10</li> <li>Axles 1 and 3 are steer and driven ones. Axles 2, 4 as well as 5 are steer and drive ones, which are with the transversal differentials and the differential locks. Among which, axle 4, a through drive axle, is with the longitudinal differential and the differential lock. In addition, axles 1, 2, 4 and 5 are with ABS sensors.</li> <li>Axles 1 and 2 adopt the disc brakes. Axles 3, 4 and 5 adopt the drum brakes.</li> </ul>
<p>● <b>Outrigger</b></p>	<ul style="list-style-type: none"> <li>H type two sectional outrigger, made of high-tensile steel</li> </ul>
<p>● <b>Tires</b></p>	<ul style="list-style-type: none"> <li>Tire size: 385/95R25 (standard configuration), 445/95R25 (optional)</li> <li>Tire pressure: 1MPa (homemade 385/445 tire), 0.9MPa (imported 385/445 tire)</li> </ul>
<p>● <b>Steering system</b></p>	<ul style="list-style-type: none"> <li>All axles steer</li> <li>All-wheel variable steering system with 6 steering programs</li> <li>Axles 1 and 2 are mechanically steered by the steering wheel. Axles 3, 4 and 5 are steered by the electric proportional valve.</li> <li>The system is of an emergency steering function.</li> </ul>

<ul style="list-style-type: none"> <li>● <b>Suspension</b></li> </ul>	<ul style="list-style-type: none"> <li>• All axles with hydro-pneumatic suspension</li> </ul>
<ul style="list-style-type: none"> <li>● <b>Brake system</b></li> </ul>	<ul style="list-style-type: none"> <li>• It consists of service brake, parking brake (emergency brake) and auxiliary brake.</li> <li>• Service brake: dual-circuit air brake system, acting on all of wheels of all axles</li> <li>• Parking brake (Emergency brake): spring-loaded brake, acting on the wheels of axles 2, 3, 4 and 5</li> <li>• Auxiliary brake: in-cylinder engine brake, hydraulic retarder brake</li> <li>• It is a double circuit brake system. Axles 1 and 2 adopt the disc brakes. Axles 3, 4 and 5 adopt the drum brakes. Each disc brake on axle 1 is equipped with two single-diaphragm brake chambers. The disc brake on axle 2 is equipped with a dual-compartment diaphragm spring brake chamber. Each drum brake on the other axles is equipped with a dual-compartment diaphragm spring brake chamber.</li> <li>• The brake system is with ABS.</li> </ul>
<ul style="list-style-type: none"> <li>● <b>Electrical system</b></li> </ul>	<ul style="list-style-type: none"> <li>• CAN data bus technology</li> <li>• The driver's cab is equipped with a large multifunctional electronic display screen (touch screen) in multiple interfaces with convenient interactive functions.</li> <li>• Generator: 28 V, 80 A</li> <li>• With visible reversing device and acoustic warning system</li> <li>• It can perform a vehicle fault diagnosis, display and storage.</li> </ul>
<ul style="list-style-type: none"> <li>● <b>Driver's cab</b></li> </ul>	<ul style="list-style-type: none"> <li>• 4.0 series full-width and all-metal welded spacious cab with flexible lining is of convincing design and outstanding functionality</li> <li>• The control elements and displays are arranged according to ergonomic factors, thus for safe and convenient handling at permanent operation</li> <li>• The cab is with the following features: <ul style="list-style-type: none"> <li>➢ Height and inclination adjustable steering wheel, power windows, windshield wiper &amp; washing device and large reflectors</li> <li>➢ The instrument console equipped with all kinds of instruments, control lights, control switches, cigarette lighter, USB interface and MP3 player and so on</li> <li>➢ Adjustable cab heater / defroster and single-cooling air conditioning</li> <li>➢ Rearview camera</li> <li>➢ The comfortable seats with armrests and high backrest. (The pneumatically suspended driver's seat can be adjusted automatically to suit any driver height and size.)</li> </ul> </li> </ul>

# On-road driving/ Jobsite driving

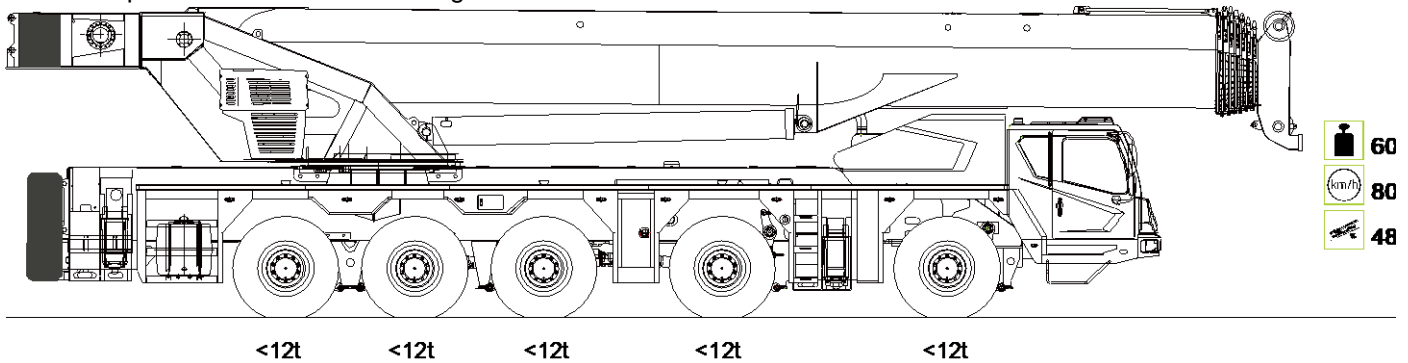
## ① Total mass less than 50 t travel mode (single axle load <10 t).

These components such as the counterweight, the outrigger, the hook and boom sections III- VIII are removed from the vehicle.



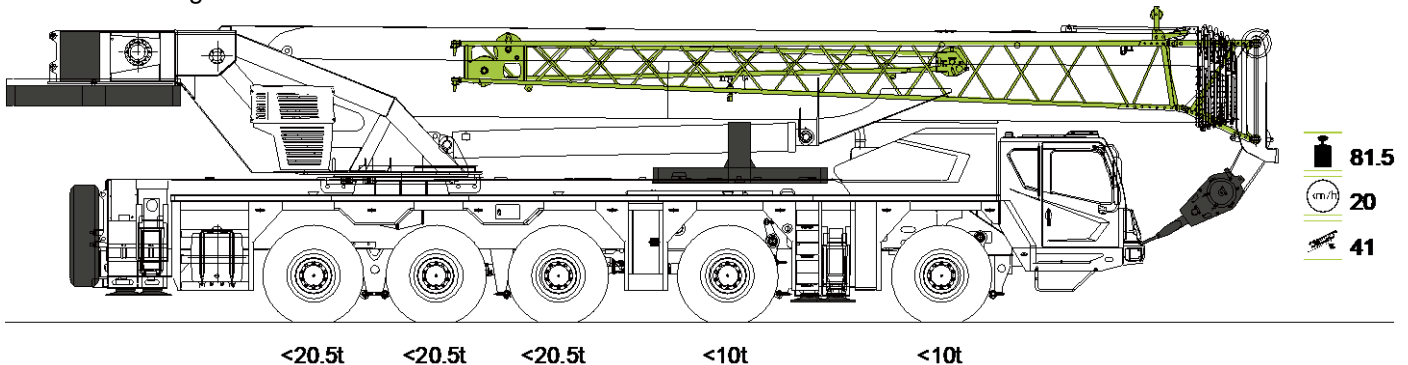
## ② Total mass less than 60 t travel mode (single axle load <12 t).

These components such as the jib, the jib bracket, the outrigger pad and the hook are removed from the vehicle. The spare tire and 1 t counterweight are attached with the vehicle.



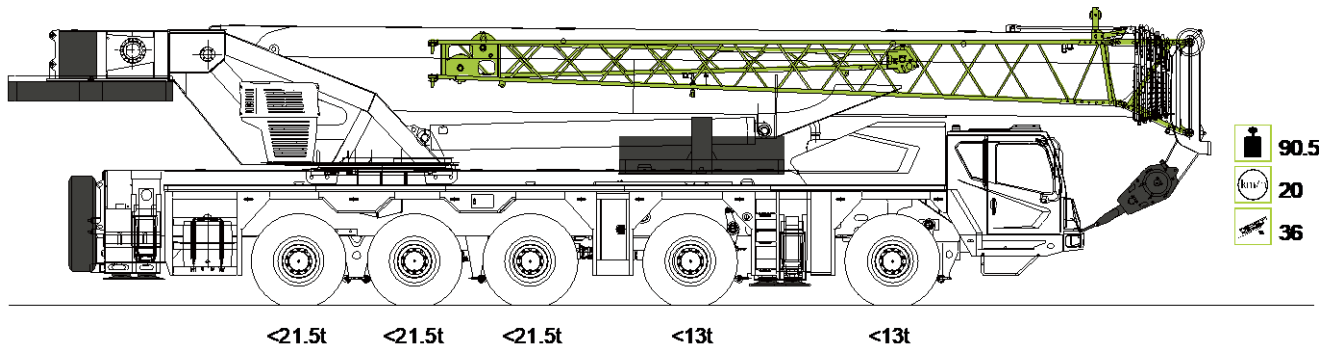
## ③ Total mass 81.5 t travel mode

These components such as the jib, the jib bracket, the outrigger pad, the spare tire, the hook and 22 t counterweight are attached with the vehicle.

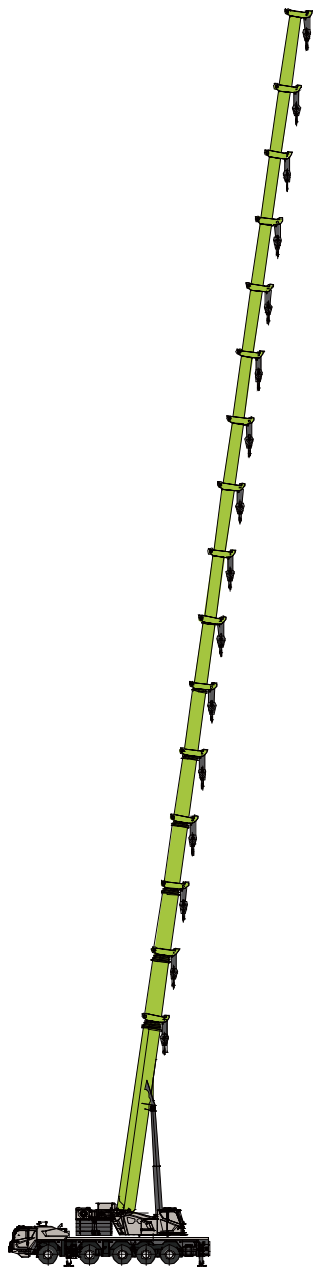


④ **Total mass 90.5 t travel mode**

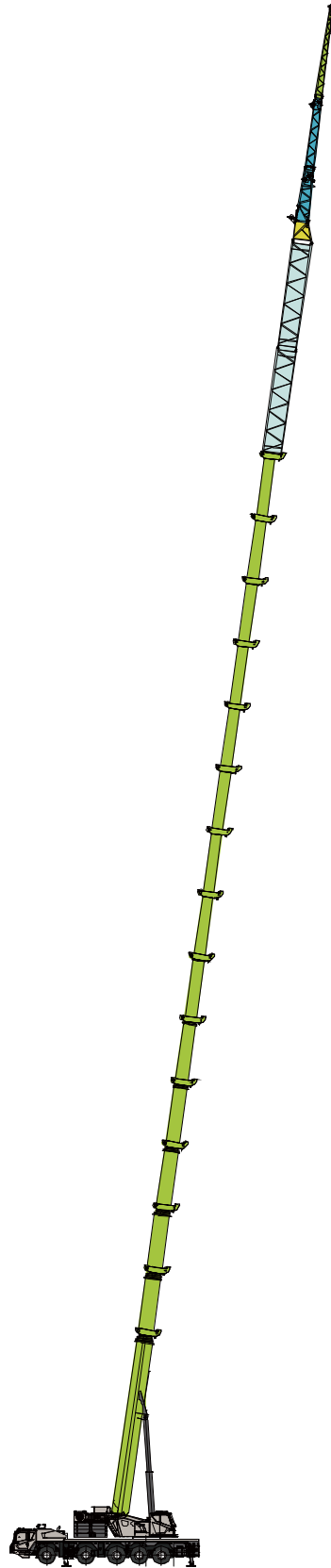
These components such as the jib, the jib bracket, the outrigger pad, the spare tire, the hook and 31 t counterweight are attached with the vehicle.



# OM combinations


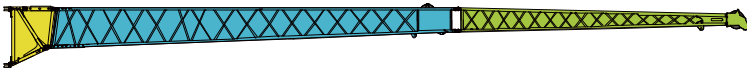
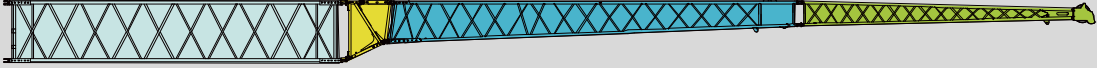
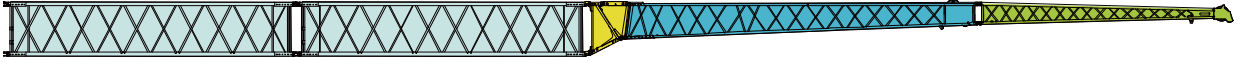






**Main boom**



**Main boom + Jib**

## Jib combinations




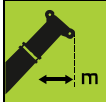
10.4m	
17.5m	
25.5m	
33.5m	





Components	Structure type	Dimensions (L*W*H) mm	Mass kg
	Adaptor, jib	1300x720x1000	120
	Jib section I	9800x720x880	430
	Jib section II	6700x500x280	240
	8 m extension	8000x720x1300	520

## Lifting heights + Lifting capacities

This crane has lifting capacity tables of multiple and different OMs. The operator should select the corresponding lifting capacity tables to determine the rated load according to the actual operation situations.

- OMs marked with the asterisks (\*) are nominal ones. When the lifting weight is greater than 100t, the hook and the pulley on the boom frame need to be modified, contact the manufacturer in advance if necessary.
- OMs marked with the pentacles (★) are optimal telescoping combinations.
- Do not lift a load that is above the capacity of the crane under any condition, especially for small counterweight OM.
- Do not perform the lifting operation when the wind speed exceeds the limit, especially for long boom length and large working radius OM.
- A temperature difference occurs between the side facing the sun and the side facing away from the sun in cranes with telescopic booms. The sunshine will cause that the material of the boom frame expands in hot condition and shrinks in cold condition, which affect the straightness of the boom frame to some extent, especially on the lateral sunshine.
- The graphic description is as follows.

Graphical representation	Description
	Main Boom OM
	Jib OM
	Weight of counterweight
	Working radius
<b>N<sub>max</sub></b>	Max. reevings

Graphical representation	Description
	Outriggers completely extended
	Outriggers intermediately extended
	Over full range
	Counterweight rear position
<b>EN</b>	Standard

# Main boom OM: 14m-85m

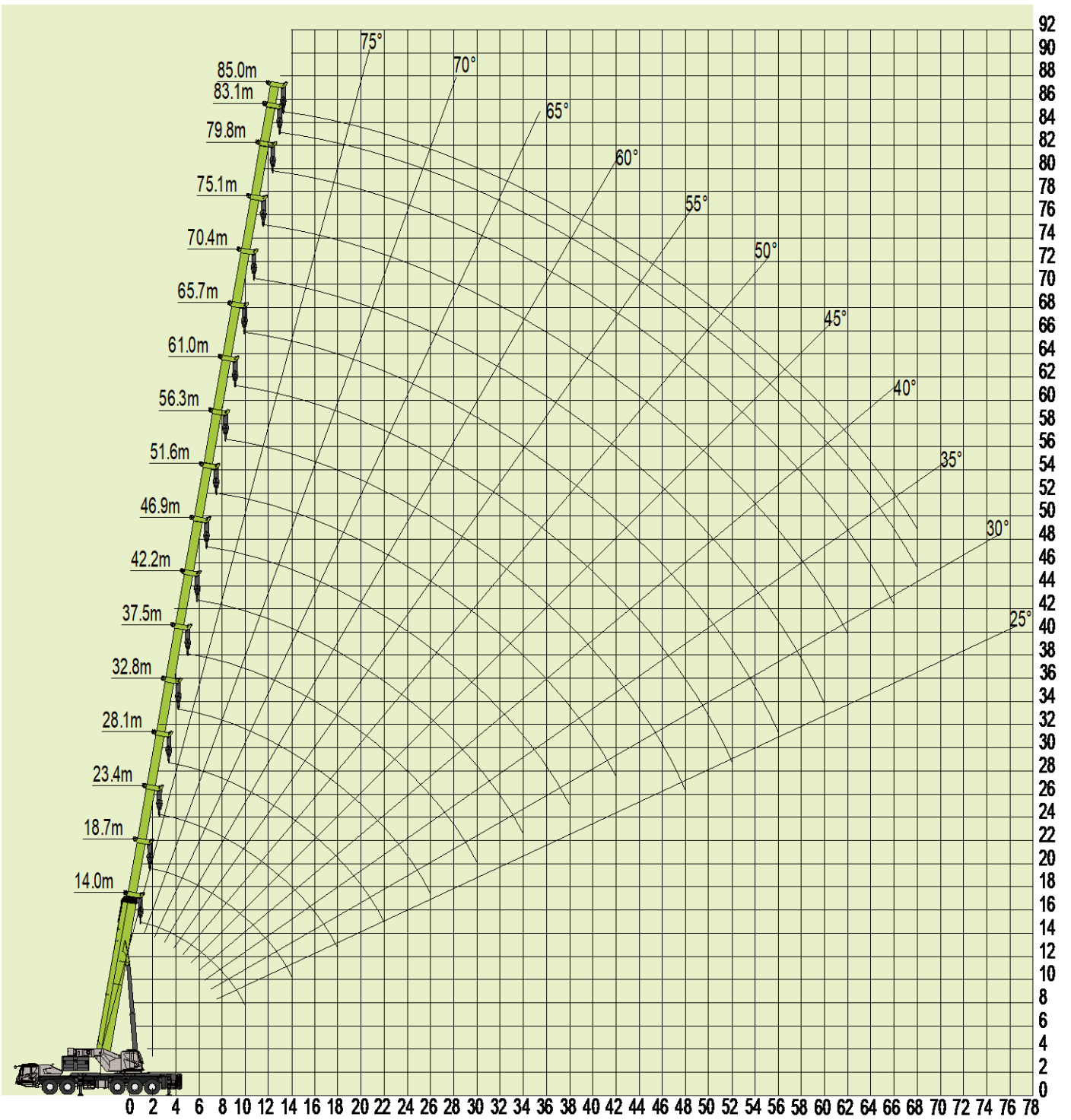


Table 1-1 Main boom

Unit: t



14- 85m



8.3m



360°



57t



R



EN



	14 ★	18.7	18.7	18.7	18.7	18.7	18.7 ★	23.4	23.4	23.4	23.4	23.4	23.4	23.4	★	
2.5	160*															2.5
3.0	130*	35	70	80	90	100	112									3.0
3.5	112	34	65	78	90	100	106	25	38	52	70	80	91	95		3.5
4.0	104	35	62	73	90	95	97	24	37	51	68	80	91	92		4.0
4.5	97	33	60	69	90	90	91	23	36	50	63	80	87	86		4.5
5.0	91	31	60	61	85	85	86	22	35	46	60	75	84	83		5.0
6.0	80	29.5	56	58	76	76	76	20	33	41	58	65	74	73		6.0
7.0	73	27	50	53	65	65	65	18.5	31	38	55	60	64	64		7.0
8.0	60	25	45	48	58	58	58	17	29	35	50	55	58	58		8.0
9.0	53	23.5	41	44	53	52	52	16	27	32	46	50	53	52		9.0
10.0	47	22	38	41	48	47	47	14.5	25.5	30	42	47	48	47		10.0
12.0		19.5	33	35	43	42	41	13	23	26	36.5	40	42	40.5		12.0
14.0		18	29	31	35	34	33.1	11	21	23	32	36	35	34		14.0
16.0								10	19.2	20	29	30	29	28		16.0
18.0								9	17.5	18.2	26	26	25	23.8		18.0
20.0																20.0
22.0																22.0
<b>N<sub>max</sub></b>	13	12						11								<b>N<sub>max</sub></b>
<b>Hook</b>	<b>110 t</b>															<b>Hook</b>
<b>Telescoping mode</b>	I	1	1	1	1	1	1	1	1	1	1	1	1	1	2	I
	II	1	1	1	1	1	1	2	1	1	1	1	1	2	2	II
	III	1	1	1	1	1	2	1	1	1	1	1	2	2	1	III
	IV	1	1	1	1	2	1	1	1	1	1	2	2	1	1	IV
	V	1	1	1	2	1	1	1	1	1	2	2	1	1	1	V
	VI	1	1	2	1	1	1	1	1	2	2	1	1	1	1	VI
	VII	1	2	1	1	1	1	1	3	2	1	1	1	1	1	VII
																<b>Telescoping mode</b>

Table 1-2 Main boom

Unit: t



14- 85m

8.3m

57t

	28.1	28.1	28.1	28.1	28.1	28.1	28.1	32.8	32.8	32.8	32.8	32.8	32.8	32.8	32.8	
	★														★	
<b>4.0</b>	24	22	38	52	70	80	86									<b>4.0</b>
<b>4.5</b>	24	21	37	51	65	76	84									<b>4.5</b>
<b>5.0</b>	23	20	36	50	60	72	79	17	21	17.8	38	50	60	68		<b>5.0</b>
<b>6.0</b>	22	18	35	48	58	64	72	15	20	17	37	50	56	67		<b>6.0</b>
<b>7.0</b>	20	16.5	33	44	52	58	63	14.3	18.8	15.2	35	48	54	63		<b>7.0</b>
<b>8.0</b>	19	15	30	40	48	54	58	13	17.2	13.9	34.4	45.4	49	58		<b>8.0</b>
<b>9.0</b>	17.5	13.5	28	37	45	48.5	52	12	15.8	12.7	31.7	41.7	45	53		<b>9.0</b>
<b>10.0</b>	16.5	12.5	26	34	41	45.5	47	11	14.6	11.6	29.3	38.5	42	48.5		<b>10.0</b>
<b>12.0</b>	14.5	10.5	22	29	35	39	41	9.5	12.7	10	25.7	33.2	36	41.5		<b>12.0</b>
<b>14.0</b>	13	9	19.5	26.5	31	34	34	8.3	11.2	8.7	22.7	29.2	32	35.6		<b>14.0</b>
<b>16.0</b>	12	8	17	24	28	30.5	29.7	7.4	10	7.7	20.3	25.9	28	30.5		<b>16.0</b>
<b>18.0</b>	10.5	7	15.5	21.5	25	27	25.7	6.6	9	6.8	18.4	23.2	25	26		<b>18.0</b>
<b>20.0</b>	10	6.5	14	19.5	22.5	23.2	23	6	8.2	6.1	16.7	21.2	22.5	23.1		<b>20.0</b>
<b>22.0</b>	9	6	13	18	20.5	19.8	19.5	5.4	7.4	5.5	15.4	19.4	20.2	20		<b>22.0</b>
<b>24.0</b>								4.9	6.8	5	14.2	17.8	18.2	17.4		<b>24.0</b>
<b>26.0</b>								4.6	6.3	4.5	13.2	16.6	16.5	15.1		<b>26.0</b>
<b>28.0</b>																<b>28.0</b>
<b>30.0</b>																<b>30.0</b>
<b>32.0</b>																<b>32.0</b>
<b>N<sub>max</sub></b>	10							10							<b>N<sub>max</sub></b>	
<b>Hook</b>	90 t							70 t							<b>Hook</b>	
<b>Telescoping mode</b>	I	1	1	1	1	1	1	2	1	1	1	1	1	1	2	I
	II	1	1	1	1	1	2	2	1	1	1	1	1	2	2	II
	III	1	1	1	1	2	2	2	1	1	1	1	2	2	2	III
	IV	1	1	1	2	2	2	1	1	1	1	2	2	2	2	IV
	V	1	1	2	2	2	1	1	1	2	3	2	2	2	1	V
	VI	2	3	2	2	1	1	1	3	3	2	2	2	1	1	VI
	VII	3	2	2	1	1	1	1	3	2	2	2	1	1	1	VII
																<b>Telescoping mode</b>

Table 1-3 Main boom

Unit: t



14- 85m      8.3m      57t



	37.5	37.5	37.5	37.5	37.5	37.5	37.5	42.2	42.2	42.2	42.2	42.2	42.2	42.2		
<b>6.0</b>							★								<b>6.0</b>	
<b>7.0</b>	14	12	15.5	20	35	46	60								<b>7.0</b>	
<b>8.0</b>	13	12	15	18	34	44	56	10	12	15	19	25	36	52	<b>8.0</b>	
<b>9.0</b>	12.2	11	13.5	16.5	33	41	52	9.8	11.8	14	18	23	35	50	<b>9.0</b>	
<b>10.0</b>	11.3	10.4	12.5	15.5	32	39	49	9	11.4	13.2	17	21	34	46	<b>10.0</b>	
<b>12.0</b>	10.6	8.9	11	13.6	28.4	34.4	41	8.3	10	12.3	15	19.2	31.9	40	<b>12.0</b>	
<b>14.0</b>	9.4	7.7	9.8	11.9	25.2	30.2	35.6	7.2	8.7	10.8	13.2	16.8	28.5	34.5	<b>14.0</b>	
<b>16.0</b>	8.4	6.8	8.7	10.4	22.7	26.7	31	6.3	7.7	9.5	11.7	14.9	25.6	30	<b>16.0</b>	
<b>18.0</b>	7.5	6	7.8	9.3	20.6	24	26.7	5.6	6.8	8.4	10.4	13.3	23	27	<b>18.0</b>	
<b>20.0</b>	6.8	5.3	7	8.3	18.9	21.8	23.9	5	6.1	7.5	9.4	11.9	20.9	23.7	<b>20.0</b>	
<b>22.0</b>	6.2	4.8	6.4	7.5	17.3	19.8	21	4.5	5.5	6.8	8.6	10.8	19.1	21	<b>22.0</b>	
<b>24.0</b>	5.7	4.3	5.8	6.8	16	18.2	18.2	4	5	6.1	7.8	9.8	17.5	18.5	<b>24.0</b>	
<b>26.0</b>	5.3	3.9	5.3	6.3	15	16.7	15.8	3.7	7.6	5.5	7.2	9	16.2	16.5	<b>26.0</b>	
<b>28.0</b>	4.9	3.6	4.9	5.7	14.1	15.4	13.8	3.3	4.2	5	6.6	8.2	15	14.6	<b>28.0</b>	
<b>30.0</b>	4.5	3.2	4.5	5.2	13.2	13.8	12.2	3	3.8	4.6	6.1	7.6	13.7	12.9	<b>30.0</b>	
<b>32.0</b>								2.7	3.5	4.2	5.6	7	12.4	11.5	<b>32.0</b>	
<b>34.0</b>								2.5	3.2	3.9	5.2	6.5	11.5	10.2	<b>34.0</b>	
<b>36.0</b>															<b>36.0</b>	
<b>38.0</b>															<b>38.0</b>	
<b>40.0</b>															<b>40.0</b>	
<b>N<sub>max</sub></b>	9							8							<b>N<sub>max</sub></b>	
<b>Hook</b>	60 t							55 t							<b>Hook</b>	
<b>Telescoping mode</b>	I	1	1	1	1	1	1	2	1	1	1	1	1	1	2	I
	II	1	1	1	1	1	2	2	1	1	1	1	1	2	2	II
	III	1	1	1	1	2	2	2	1	1	1	2	3	2	2	III
	IV	1	1	2	3	2	2	2	1	2	3	3	2	2	2	IV
	V	2	3	3	2	2	2	2	3	3	3	2	2	2	2	V
	VI	3	3	2	2	2	2	1	3	3	2	2	2	2	2	VI
	VII	3	2	2	2	2	1	1	3	2	2	2	2	2	1	VII

Table 1-4 Main boom

Unit: t



14- 85m      8.3m      57t



	46.9	46.9	46.9	46.9	46.9	46.9	46.9	51.6	51.6	51.6	51.6	51.6	51.6	51.6		
8.0							★								8.0	
9.0	10	12	15	19	23	30	39								9.0	
10.0	9.6	11	14	18	22	28.5	38								10.0	
12.0	9	10.5	13.3	16.2	19.3	26	36	9	10.5	13	16	20	25	31	12.0	
14.0	8	9.5	11.9	14.3	17.1	23	32.5	8	10	12	15.5	18	23	28.2	14.0	
16.0	7.1	8.4	10.5	12.8	15.1	20.4	29.3	7.6	9.1	11.4	14.2	16.5	21	25.2	16.0	
18.0	6.3	7.5	9.4	11.5	13.5	18.2	26.8	6.9	8.2	10.3	12.7	14.8	19.5	22.6	18.0	
20.0	5.6	6.8	8.5	10.4	12.1	16.5	24.2	6.1	7.4	9.4	11.3	13.2	17.5	20.3	20.0	
22.0	5.1	6.2	7.6	9.5	10.9	15	21.6	5.6	6.8	8.5	10.2	12.1	16	18.4	22.0	
24.0	4.6	5.6	7	8.7	9.9	13.7	19	5.1	6.2	7.7	9.2	11	14.5	16.7	24.0	
26.0	4.2	5.1	6.3	8	9	12.5	17	4.7	5.7	7.1	8.4	10	13.2	15.2	26.0	
28.0	3.8	4.7	5.8	7.4	8.2	11.5	15	4.3	5.3	6.5	7.7	9.2	12.2	14	28.0	
30.0	3.5	4.3	5.3	6.9	7.5	10.7	13.3	4	4.9	6	7	8.5	11.2	12.7	30.0	
32.0	3.2	3.9	4.9	6.4	6.9	9.8	12	3.7	4.5	5.5	6.4	7.8	10.3	11.2	32.0	
34.0	2.9	3.6	4.5	5.9	6.4	9.2	10.7	3.4	4.2	5.1	5.9	7.2	9.6	10.2	34.0	
36.0	2.7	3.3	4.2	5.4	5.8	8.5	9.5	3.1	3.8	4.7	5.4	6.7	8.9	9	36.0	
38.0	2.5	3	3.9	5	5.4	8	8.6	2.9	3.5	4.4	5	6.2	8	8	38.0	
40.0								2.7	3.3	4.1	4.5	5.7	7.5	7.2	40.0	
42.0								2.5	3	3.8	4.2	5.3	6.8	6.6	42.0	
44.0															44.0	
46.0															46.0	
48.0															48.0	
N <sub>max</sub>	7							7							N <sub>max</sub>	
Hook	55 t															Hook
Telescoping mode	I	1	1	1	1	1	1	2	1	1	1	1	1	2	3	Telescoping mode
	II	1	1	1	1	2	3	2	1	1	1	2	3	3	2	
	III	1	1	2	3	3	2	2	1	2	3	3	3	2	2	
	IV	2	3	3	3	2	2	2	3	3	3	3	2	2	2	
	V	3	3	3	2	2	2	2	3	3	3	2	2	2	2	
	VI	3	3	2	2	2	2	2	3	3	2	2	2	2	2	
	VII	3	2	2	2	2	2	2	3	2	2	2	2	2	2	

Table 1-5 Main boom

Unit: t



14- 85m      8.3m      57t



	56.3	56.3	56.3	56.3	56.3	56.3				61	61	61	61	61	
9.0						★									9.0
10.0															10.0
12.0	9.5	11	14	18	21	26									12.0
14.0	9	10	13	16.8	19.8	24.5				9	11	13	17	20	14.0
16.0	8.3	9.5	12.5	15.5	18	22.5				8	10	12.5	16	19	16.0
18.0	7.5	5.9	11.4	13.9	16.3	20.3				7.5	9.5	12	15	17.6	18.0
20.0	6.8	8.1	10.4	12.4	14.8	18.5				7	8.9	11.3	14	16.1	20.0
22.0	6.2	7.4	9.5	11.2	13.5	17				6.6	8.1	10.5	12.8	15	22.0
24.0	5.7	6.8	8.7	10.2	12.3	15.3				6	7.5	9.7	11.7	13.6	24.0
26.0	5.2	6.3	8	9.4	11.3	14.1				5.5	7	9	10.7	12.6	26.0
28.0	4.8	5.8	7.4	8.6	10.4	12.8				5.1	6.5	8.2	9.9	11.6	28.0
30.0	4.4	5.4	6.8	7.9	9.6	11.6				4.8	6	7.5	9.1	11	30.0
32.0	4.1	5	6.2	7.2	8.9	10.7				4.5	5.7	7	8.4	10	32.0
34.0	3.8	4.7	5.7	6.7	8.2	9.8				4.1	5.3	6.3	7.8	9	34.0
36.0	3.5	4.4	5.2	6.1	7.7	8.9				3.9	5	5.9	7.2	8.3	36.0
38.0	3.3	4	4.8	5.7	7.1	8				3.6	4.7	5.4	6.7	7.6	38.0
40.0	3.1	3.8	4.4	5.2	6.7	7.1				3.4	4.4	5	6.2	7	40.0
42.0	2.8	3.5	4	4.8	6.2	6.2				3.2	4	4.6	5.8	6.4	42.0
44.0	2.7	3.3	3.7	4.5	5.5	5.6				3	3.7	4.2	5.4	5.8	44.0
46.0	2.5	3	3.4	4.1	5	5.1				2.8	3.4	3.9	5	5.2	46.0
48.0										2.6	3.1	3.6	4.7	4.6	48.0
50.0										2.5	2.8	3.3	4.2	4.1	50.0
52.0															52.0
54.0															54.0
56.0															56.0
<b>N<sub>max</sub></b>	6									5					<b>N<sub>max</sub></b>
<b>Hook</b>	55 t									25 t					<b>Hook</b>
<b>Telescoping mode</b>	I	1	1	1	1	2	3			1	1	1	2	3	I
	II	1	1	2	3	3	3			1	2	3	3	3	II
	III	2	3	3	3	3	2			3	3	3	3	3	III
	IV	3	3	3	3	2	2			3	3	3	3	2	IV
	V	3	3	3	2	2	2			3	3	3	2	2	V
	VI	3	3	2	2	2	2			3	3	2	2	2	VI
	VII	3	2	2	2	2	2			3	2	2	2	2	VII

Table 1-6 Main boom

Unit: t



14- 85m

8.3m

57t

	65.7	65.7	65.7	65.7 ★		70.4	70.4	70.4 ★		75.1	75.1 ★	79.8 ★	83.1 ★	85 ★		
<b>16.0</b>	9	10	13	17		9.6	11	13.5							<b>16.0</b>	
<b>18.0</b>	8.5	9.6	12	16.2		9	10.5	13.5		9	10				<b>18.0</b>	
<b>20.0</b>	7.8	9.3	11.5	14.9		8.5	10	12.8		8.3	10	8.3			<b>20.0</b>	
<b>22.0</b>	7.1	8.8	11	13.7		7.9	9.4	12		8	9.6	8.3	7	6.3	<b>22.0</b>	
<b>24.0</b>	6.5	8.2	10.5	12.6		7.3	8.8	11.2		7.7	9.3	8.1	6.9	6.3	<b>24.0</b>	
<b>26.0</b>	6.1	7.6	9.7	11.6		6.8	8.2	10.6		7.5	8.9	7.9	6.8	6.1	<b>26.0</b>	
<b>28.0</b>	5.7	7.3	9	10.7		6.3	7.7	10		7	8.4	7.4	6.6	6	<b>28.0</b>	
<b>30.0</b>	5.3	6.6	8.4	9.9		5.9	7.2	9.3		6.6	8	7	6.3	5.8	<b>30.0</b>	
<b>32.0</b>	5	6.2	7.8	9.2		5.5	6.8	8.6		6.2	7.5	6.6	6	5.6	<b>32.0</b>	
<b>34.0</b>	4.6	5.9	7.2	8.5		5.2	6.4	8		5.8	7.1	6.2	5.7	5.5	<b>34.0</b>	
<b>36.0</b>	4.3	5.5	6.7	7.9		4.9	6	7.3		5.5	6.7	5.9	5.5	5.3	<b>36.0</b>	
<b>38.0</b>	4	5.2	6.2	7.3		4.6	5.7	6.9		5.2	6.4	5.6	5.2	5.2	<b>38.0</b>	
<b>40.0</b>	3.8	4.9	5.8	6.7		4.4	5.4	6.3		4.9	6	5.3	5	5	<b>40.0</b>	
<b>42.0</b>	3.6	4.5	5.4	6.2		4.1	5.1	5.8		4.6	5.7	5	4.9	4.9	<b>42.0</b>	
<b>44.0</b>	3.4	4.1	5	5.6		3.9	4.7	5.4		4.4	5.3	4.7	4.6	4.6	<b>44.0</b>	
<b>46.0</b>	3.2	3.8	4.6	5.1		3.7	4.4	5		4.2	4.9	4.5	4.4	4.4	<b>46.0</b>	
<b>48.0</b>	3	3.5	4.3	4.7		3.5	4.1	4.6		4	4.5	4.3	4.2	4.2	<b>48.0</b>	
<b>50.0</b>	2.8	3.3	3.9	4.2		3.3	3.8	4.2		3.8	4.2	4.1	4	4	<b>50.0</b>	
<b>52.0</b>	2.6	3	3.6	3.8		3.1	3.5	3.9		3.6	3.9	3.9	3.7	3.7	<b>52.0</b>	
<b>54.0</b>	2.4	2.8	3.4	3.4		2.9	3.3	3.5		3.4	3.6	3.6	3.5	3.5	<b>54.0</b>	
<b>56.0</b>	2.2	2.6	3.1	3		2.7	3	3.2		3.1	3.3	3.4	3.1	3.1	<b>56.0</b>	
<b>58.0</b>						2.5	2.8	2.8		2.9	3	3.1	2.9	2.9	<b>58.0</b>	
<b>60.0</b>						2.2	2.5	2.4		2.7	2.7	2.8	2.7	2.7	<b>60.0</b>	
<b>62.0</b>										2.5	2.3	2.5	2.5	2.5	<b>62.0</b>	
<b>64.0</b>										2.3	2	2.2	2.2	2.2	<b>64.0</b>	
<b>66.0</b>												2	2	2	<b>66.0</b>	
<b>68.0</b>												1.7	1.7	1.7	<b>68.0</b>	
<b>70.0</b>													1.5	1.5	<b>70.0</b>	
<b>72.0</b>													1.3	1.3	<b>72.0</b>	
<b>74.0</b>													1	1	<b>74.0</b>	
<b>N<sub>max</sub></b>	4					3				2					<b>N<sub>max</sub></b>	
<b>Hook</b>	25 t														<b>Hook</b>	
<b>Telescoping mode</b>	I	1	1	2	3		1	2	3		2	3	3	3	4	I
	II	2	3	3	3		3	3	3		3	3	3	3	4	II
	III	3	3	3	3		3	3	3		3	3	3	4	4	III
	IV	3	3	3	3		3	3	3		3	3	3	4	4	IV
	V	3	3	3	2		3	3	3		3	3	3	3	4	V
	VI	3	3	2	2		3	3	2		3	3	3	3	4	VI
	VII	3	2	2	2		3	2	2		3	2	3	4	4	VII
																<b>Telescoping mode</b>

# Main boom + 10.4 m jib OM

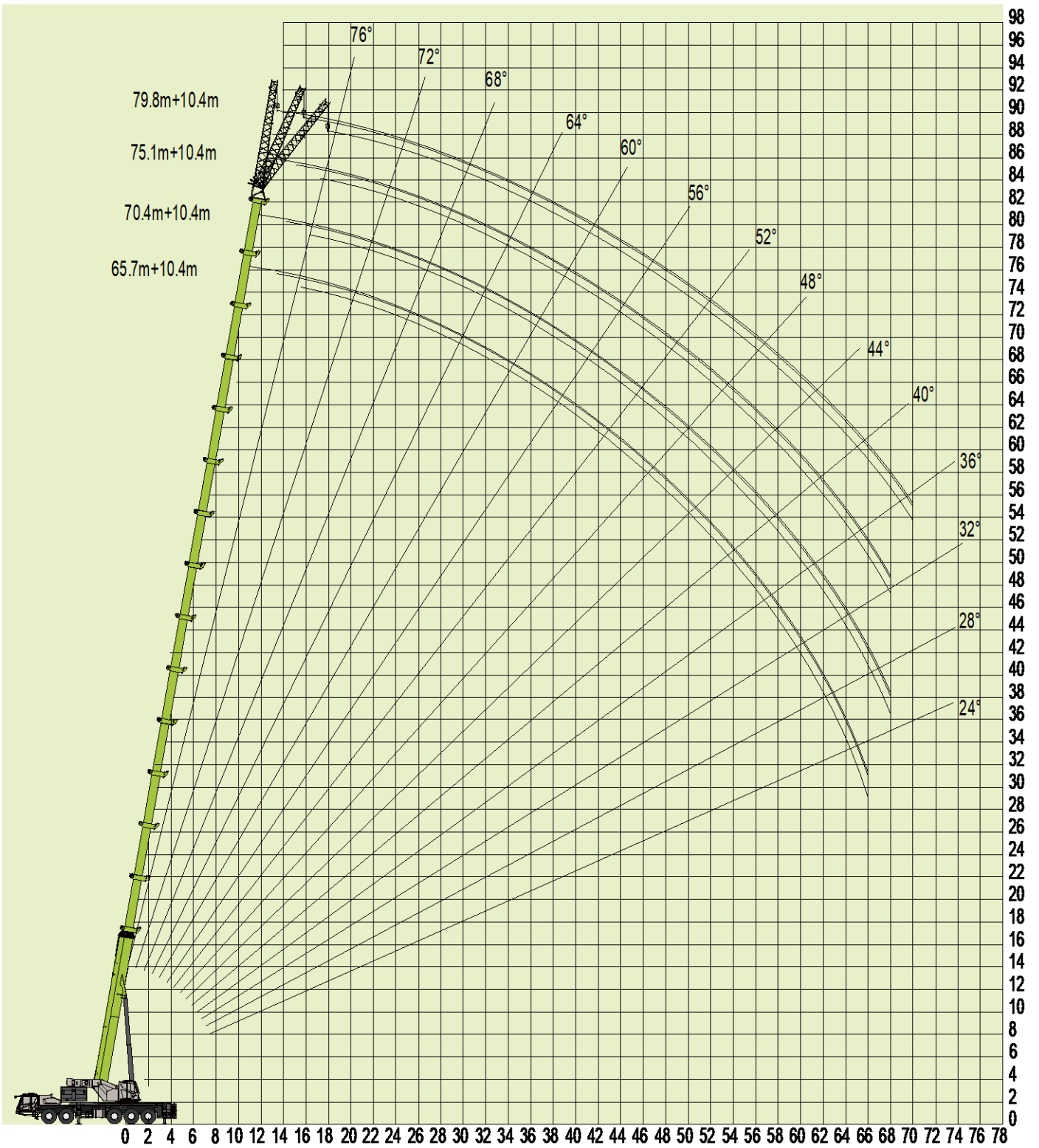


Table 2 Main boom + Jib

Unit: t



14-85m 10.4m 8.3m 57t	65.7+10.4			70.4+10.4			75.1+10.4			79.8+10.4			14-85m 10.4m 8.3m 57t
	0°	15°	30°	0°	15°	30°	0°	15°	30°	0°	15°	30°	
20.0	6.2			6									20.0
22.0	6.2	5.2		6	5.1		5						22.0
24.0	6.2	5.1	4.8	6	5.1	4.6	5	4.6		4.1			24.0
26.0	6.2	5	4.7	6	5.1	4.6	5	4.6	4.2	4.1	3.8		26.0
28.0	6.1	4.9	4.6	5.9	5.1	4.5	4.9	4.6	4.2	4.1	3.8	3.5	28.0
30.0	6	4.8	4.5	5.8	5	4.4	4.8	4.5	4.1	4	3.8	3.5	30.0
32.0	5.9	4.7	4.4	5.7	5	4.3	4.6	4.3	4	3.9	3.7	3.5	32.0
34.0	5.8	4.6	4.3	5.6	4.9	4.2	4.3	4.1	3.9	3.8	3.6	3.4	34.0
36.0	5.7	4.5	4.2	5.5	4.8	4	4	3.8	3.6	3.6	3.5	3.3	36.0
38.0	5.6	4.4	4	5.4	4.7	3.8	3.8	3.6	3.4	3.4	3.3	3.1	38.0
40.0	5.5	4.3	3.8	5.2	4.6	3.6	3.6	3.4	3.2	3.2	3.1	3	40.0
42.0	5	4.2	3.7	4.7	4.5	3.5	3.4	3.2	3	3	2.9	2.8	42.0
44.0	4.6	4.1	3.6	4.4	4.3	3.4	3.2	3	2.8	2.8	2.7	2.6	44.0
46.0	4.1	3.9	3.5	3.9	3.8	3.3	3	2.9	2.7	2.6	2.5	2.5	46.0
48.0	3.7	3.6	3.4	3.5	3.5	3.2	2.8	2.7	2.5	2.4	2.4	2.3	48.0
50.0	3.2	3.1	3.2	3	3	3	2.6	2.5	2.3	2.3	2.2	2.2	50.0
52.0	3	2.9	3	2.8	2.8	2.8	2.5	2.4	2.2	2.2	2.1	2.1	52.0
54.0	2.7	2.7	2.8	2.6	2.6	2.6	2.3	2.2	2	2	2	1.9	54.0
56.0	2.5	2.5	2.6	2.4	2.4	2.4	2.2	2.1	1.9	1.9	1.9	1.8	56.0
58.0	2.3	2.3	2.3	2.3	2.3	2.2	2.1	2	1.8	1.8	1.8	1.7	58.0
60.0	2	2	2.1	2.1	2.1	2.1	1.8	1.8	1.7	1.7	1.6	1.6	60.0
62.0	1.8	1.8	1.9	1.9	1.9	1.9	1.5	1.5	1.5	1.5	1.5	1.5	62.0
64.0	1.4	1.4	1.5	1.5	1.5	1.5	1.2	1.2	1.2	1.3	1.3	1.3	64.0
66.0	1.2	1.2	1.3	1.3	1.3	1.3	1.1	1.1	1.1	1.2	1.2	1.2	66.0
68.0				1	1	1	1	1	1	1.1	1.1	1.1	68.0
70.0										1	1	1	70.0
72.0													72.0
74.0													74.0
<b>N<sub>max</sub></b>	1			1			1			1			<b>N<sub>max</sub></b>
<b>Hook</b>	8 t												<b>Hook</b>
<b>Telescoping mode</b>	I	3		3		3		3		3		I	
	II	3		3		3		3		3		II	
	III	3		3		3		3		3		III	
	IV	3		3		3		3		3		IV	
	V	2		3		3		3		3		V	
	VI	2		2		3		3		3		VI	
	VII	2		2		2		3		3		VII	

# Main boom + 17.5 m jib OM

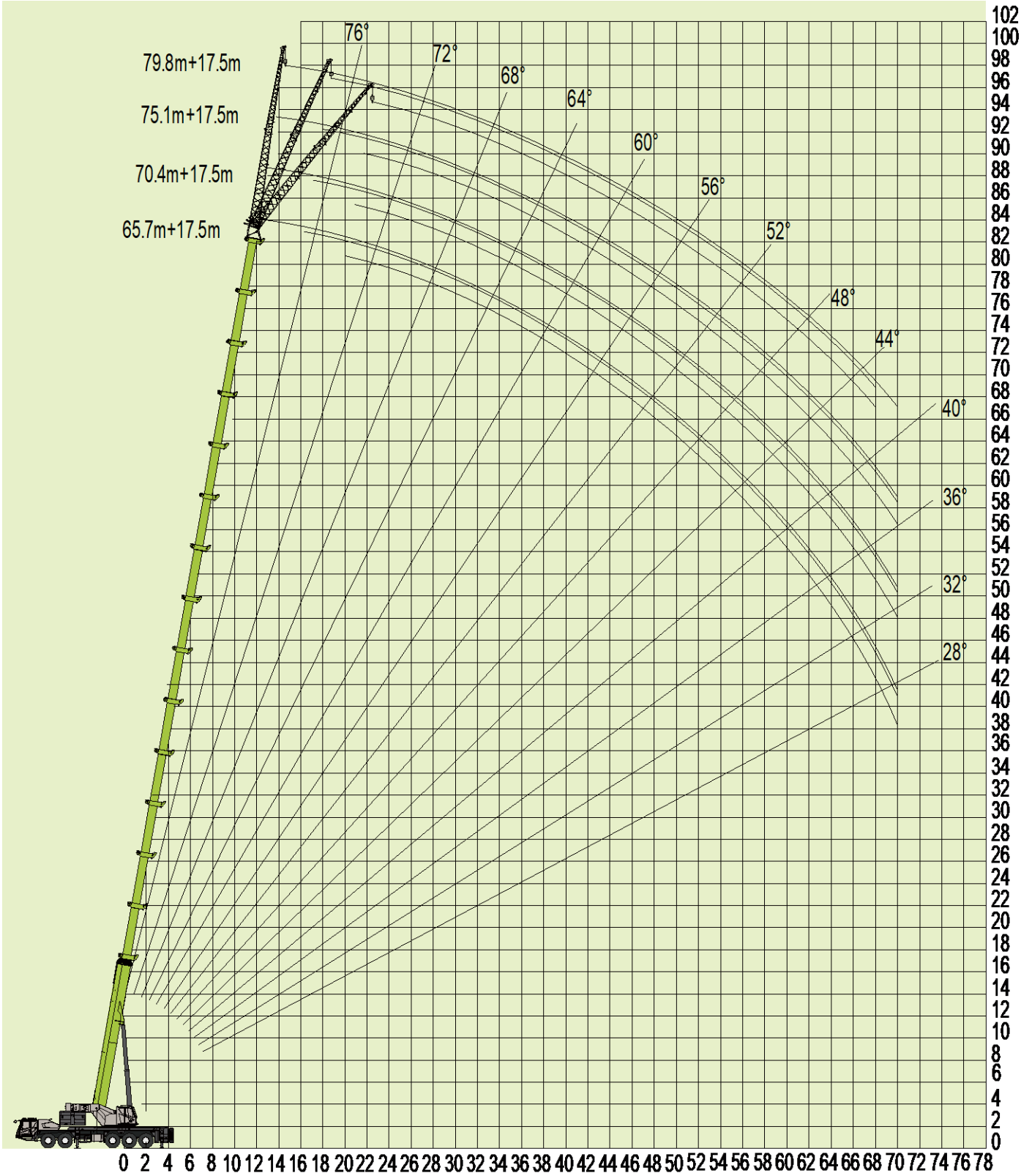




Table 3 Main boom + Jib

Unit: t



14-85m 	65.7+17.5			70.4+17.5			75.1+17.5			79.8+17.5				
	0°	15°	30°	0°	15°	30°	0°	15°	30°	0°	15°	30°		
20.0													20.0	
22.0	3.5												22.0	
24.0	3.5			3.5									24.0	
26.0	3.5	2.8		3.5	2.7		3.2						26.0	
28.0	3.5	2.8	2.5	3.5	2.7	2.3	3.2	2.5		2.5			28.0	
30.0	3.5	2.8	2.5	3.5	2.7	2.3	3.2	2.5	2.2	2.5	2.2		30.0	
32.0	3.4	2.8	2.5	3.4	2.7	2.3	3.2	2.5	2.2	2.5	2.2	1.9	32.0	
34.0	3.4	2.8	2.5	3.4	2.7	2.3	3.2	2.5	2.2	2.5	2	1.9	34.0	
36.0	3.4	2.8	2.5	3.4	2.6	2.3	3.1	2.5	2.2	2.5	2.2	1.9	36.0	
38.0	3.4	2.8	2.4	3.3	2.6	2.3	3.1	2.5	2.2	2.5	2.2	1.8	38.0	
40.0	3.3	2.7	2.4	3.2	2.6	2.3	3	2.4	2.2	2.4	2.1	1.8	40.0	
42.0	3.2	2.7	2.4	3.1	2.5	2.2	2.9	2.4	2.2	2.4	2.1	1.8	42.0	
44.0	3	2.7	2.4	2.9	2.5	2.2	2.7	2.4	2.2	2.3	2.1	1.8	44.0	
46.0	2.8	2.6	2.3	2.7	2.5	2.2	2.5	2.4	2.1	2.2	2	1.7	46.0	
48.0	2.7	2.6	2.3	2.6	2.4	2.2	2.4	2.3	2.1	2.1	1.9	1.7	48.0	
50.0	2.6	2.5	2.3	2.5	2.4	2.2	2.3	2.2	2.1	1.9	1.8	1.6	50.0	
52.0	2.5	2.4	2.2	2.4	2.3	2.1	2.2	2.1	2	1.8	1.7	1.6	52.0	
54.0	2.3	2.2	2.1	2.2	2.1	2	2	1.9	1.9	1.7	1.6	1.5	54.0	
56.0	2.2	2.1	2	2.1	2	1.9	1.9	1.8	1.8	1.6	1.5	1.5	56.0	
58.0	2.1	2	1.9	2	1.9	1.8	1.8	1.7	1.7	1.5	1.4	1.4	58.0	
60.0	2	1.9	1.8	1.9	1.8	1.7	1.7	1.6	1.6	1.4	1.3	1.3	60.0	
62.0	1.8	1.8	1.7	1.7	1.7	1.6	1.5	1.5	1.5	1.3	1.2	1.2	62.0	
64.0	1.6	1.6	1.6	1.5	1.5	1.5	1.3	1.4	1.4	1.2	1.1	1.1	64.0	
66.0	1.5	1.5	1.5	1.4	1.4	1.4	1.3	1.3	1.3	1.1	1	1	66.0	
68.0	1.4	1.4	1.4	1.3	1.3	1.3	1.1	1.2	1.2	1	1	1	68.0	
70.0	1.1	1.1	1.2	1.1	1.1	1.2	1	1.1	1.1	1			70.0	
72.0													72.0	
74.0													74.0	
<b>N<sub>max</sub></b>	1			1			1			1			<b>N<sub>max</sub></b>	
<b>Hook</b>	8 t												<b>Hook</b>	
<b>Telescoping mode</b>	I	3			3			3			3			I
	II	3			3			3			3			II
	III	3			3			3			3			III
	IV	3			3			3			3			IV
	V	2			3			3			3			V
	VI	2			2			3			3			VI
	VII	2			2			2			3			VII

# Main boom + 25.5 m jib OM

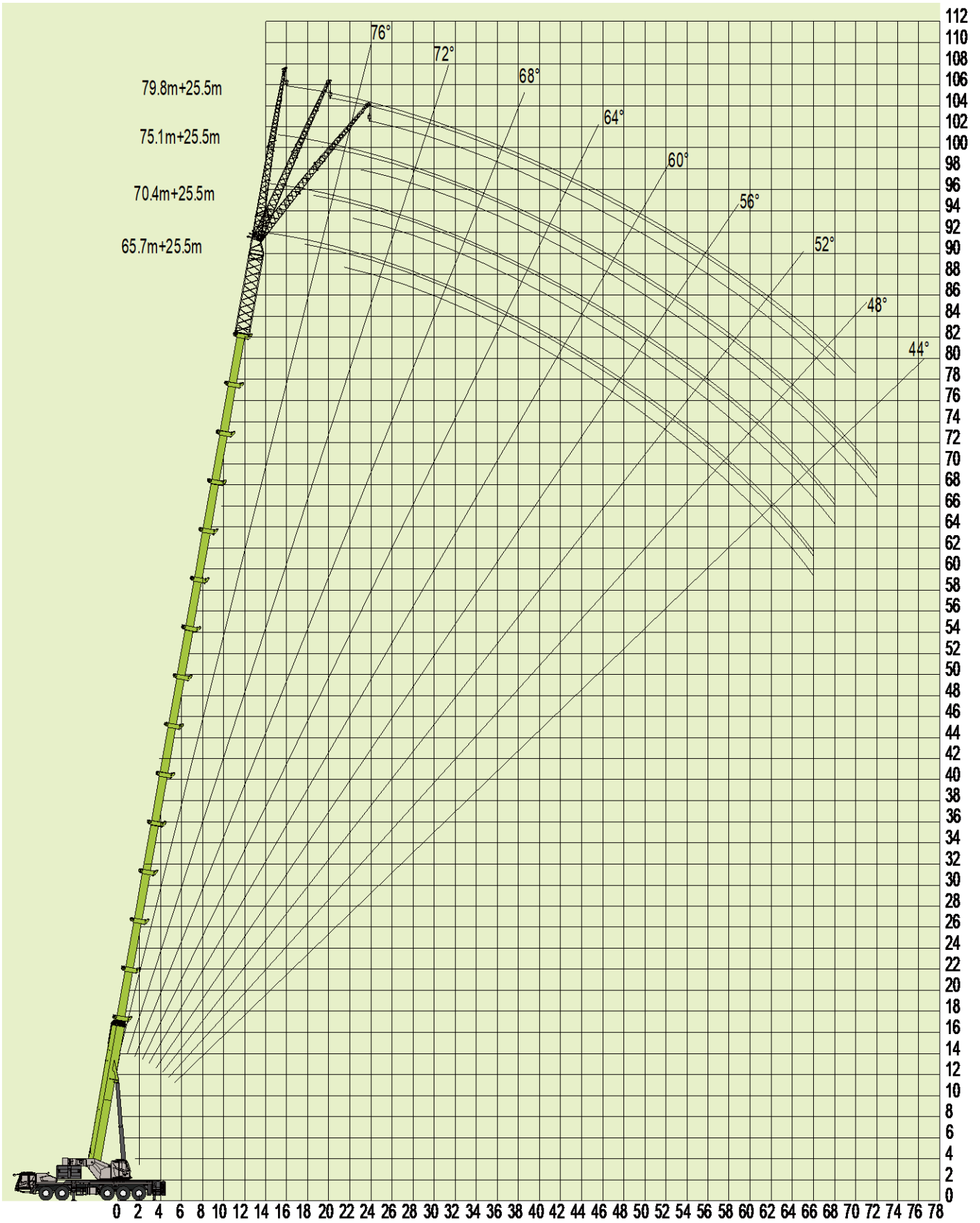




Table 4 Main boom + Jib

Unit: t



	65.7+25.5			70.4+25.5			75.1+25.5			79.8+25.5			
	0°	15°	30°	0°	15°	30°	0°	15°	30°	0°	15°	30°	
20.0													20.0
22.0													22.0
24.0	2.5												24.0
26.0	2.5	2.2		2.4									26.0
28.0	2.5	2.2	1.9	2.4	2.1		2.3						28.0
30.0	2.5	2	1.9	2.4	2.1	1.8	2.3	2		1.9			30.0
32.0	2.5	2.2	1.9	2.3	2.1	1.8	2.3	2	1.7	1.9			32.0
34.0	2.4	2.2	1.9	2.3	2	1.8	2.3	2	1.7	1.9	1.7		34.0
36.0	2.4	2.2	1.9	2.3	2	1.8	2.3	2	1.7	1.9	1.7	1.6	36.0
38.0	2.4	2.2	1.9	2.3	2	1.8	2.3	2	1.7	1.9	1.7	1.6	38.0
40.0	2.4	2.1	1.9	2.3	1.9	1.8	2.2	2	1.7	1.9	1.7	1.5	40.0
42.0	2.3	2.1	1.8	2.3	1.9	1.8	2.2	2	1.7	1.9	1.7	1.5	42.0
44.0	2.3	2.1	1.8	2.2	1.9	1.8	2.2	1.9	1.7	1.8	1.7	1.5	44.0
46.0	2.3	2.1	1.8	2.2	1.9	1.8	2.2	1.9	1.6	1.8	1.7	1.5	46.0
48.0	2.2	2.1	1.8	2.2	1.8	1.7	2.1	1.9	1.6	1.8	1.7	1.5	48.0
50.0	2.1	2	1.8	2.1	1.8	1.7	2	1.8	1.6	1.7	1.6	1.4	50.0
52.0	2	2	1.8	2	1.8	1.7	1.9	1.8	1.6	1.6	1.6	1.4	52.0
54.0	1.9	1.9	1.8	1.9	1.7	1.7	1.8	1.7	1.6	1.5	1.5	1.4	54.0
56.0	1.8	1.8	1.7	1.8	1.7	1.7	1.7	1.6	1.5	1.4	1.4	1.3	56.0
58.0	1.7	1.7	1.6	1.6	1.6	1.6	1.6	1.5	1.4	1.3	1.3	1.2	58.0
60.0	1.6	1.6	1.5	1.5	1.5	1.5	1.5	1.4	1.3	1.2	1.2	1.2	60.0
62.0	1.4	1.4	1.3	1.4	1.4	1.4	1.4	1.3	1.2	1.1	1.1	1.1	62.0
64.0	1.3	1.3	1.3	1.3	1.3	1.3	1.3	1.2	1.2	1.1	1.1	1	64.0
66.0	1.1	1.2	1.2	1.2	1.2	1.2	1.2	1.2	1.1	1	1	1	66.0
68.0				1.1	1.1	1.1	1.1	1.1	1.1	1	1	1	68.0
70.0							1	1	1	1			70.0
72.0							1	1	1				72.0
74.0													74.0
<b>N<sub>max</sub></b>	1			1			1			1			<b>N<sub>max</sub></b>
<b>Hook</b>	8 t												<b>Hook</b>
<b>Telescoping mode</b>	I	3		3		3		3		3		I	
	II	3		3		3		3		3		II	
	III	3		3		3		3		3		III	
	IV	3		3		3		3		3		IV	
	V	2		3		3		3		3		V	
	VI	2		2		3		3		3		VI	
	VII	2		2		2		3		3		VII	
												<b>Telescoping mode</b>	

# Main boom + 33.5 m jib OM

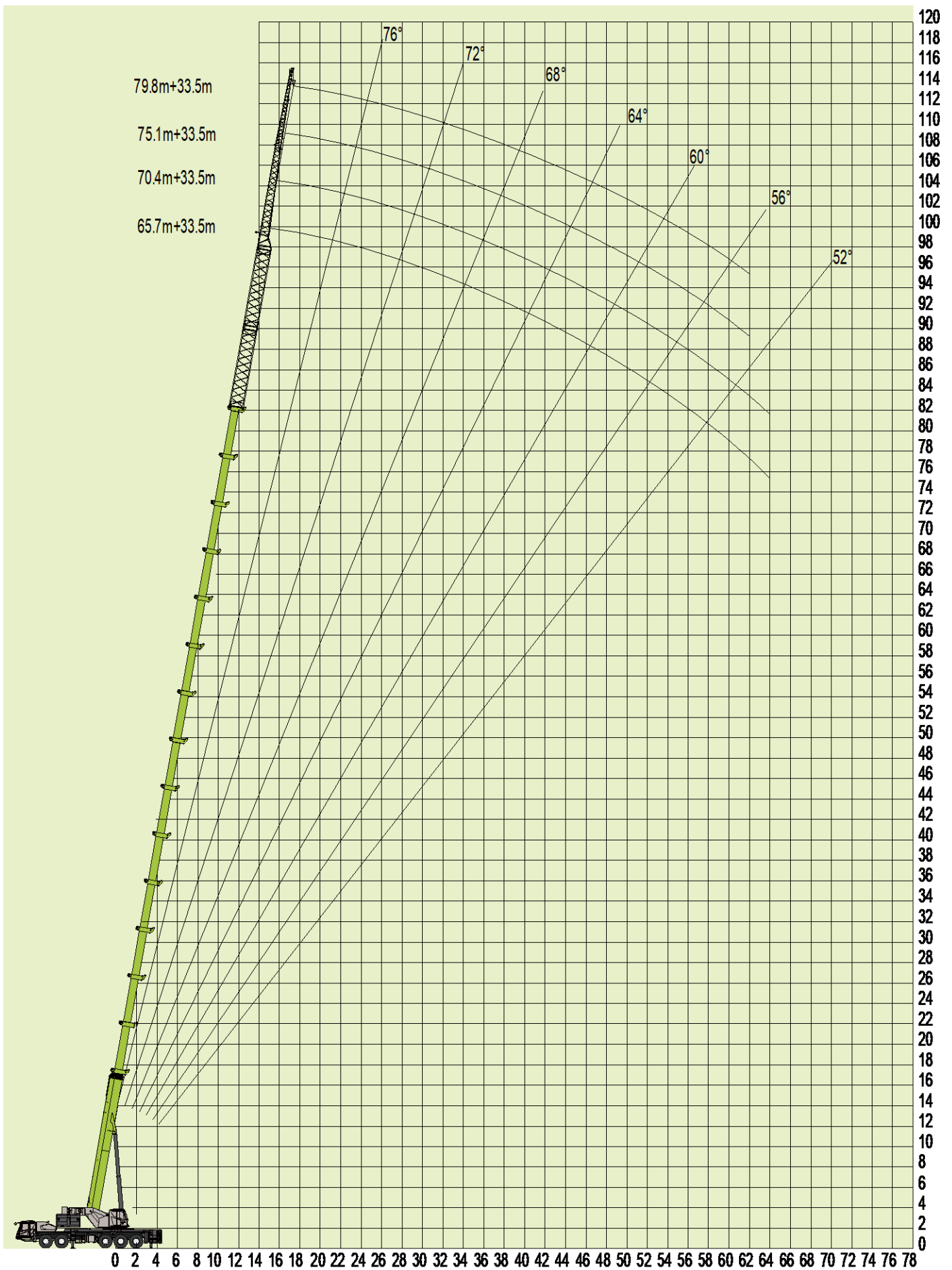


Table 5 Main boom + Jib

Unit: t






14-85m	33.5m			8.3m			57t			EN		
	65.7+33.5			70.4+33.5			75.1+33.5			79.8+33.5		
0°			0°			0°			0°			
20.0												
22.0												
24.0												
26.0												
28.0												
30.0	1.7		1.6			1.5						
32.0	1.7		1.6			1.5		1.2				
34.0	1.7		1.6			1.5		1.2				
36.0	1.7		1.6			1.5		1.2				
38.0	1.7		1.5			1.5		1.2				
40.0	1.6		1.5			1.4		1.2				
42.0	1.6		1.5			1.4		1.2				
44.0	1.6		1.5			1.4		1.1				
46.0	1.6		1.5			1.4		1.1				
48.0	1.5		1.4			1.3		1.1				
50.0	1.5		1.4			1.3		1.1				
52.0	1.5		1.4			1.3		1.1				
54.0	1.5		1.4			1.3		1.1				
56.0	1.4		1.3			1.2		1				
58.0	1.4		1.3			1.2		1				
60.0	1.3		1.2			1.1		1				
62.0	1.2		1.1			1		1				
64.0	1.1		1									
66.0												
68.0												
70.0												
72.0												
74.0												
<b>N<sub>max</sub></b>	1		1			1		1			<b>N<sub>max</sub></b>	
<b>Hook</b>	<b>8 t</b>										<b>Hook</b>	
<b>Telescoping mode</b>	I	3		3		3		3		3		I
	II	3		3		3		3		3		II
	III	3		3		3		3		3		III
	IV	3		3		3		3		3		IV
	V	2		3		3		3		3		V
	VI	2		2		3		3		3		VI
	VII	2		2		2		3		3		VII

**ZOOMLION**



**Zoomlion Heavy Industry Science & Technology Co.,Ltd.**

-  [www.zoomlion.com](http://www.zoomlion.com)
-  [Sos-service@zoomlion.com](mailto:Sos-service@zoomlion.com)
-  Quantang Industrial Park, No. 1636, 2nd Yuanda Road, Changsha, Hunan Province, China

