

ZOOMLION

TECHNICAL SPECIFICATIONS

ZMC1100V53

Truck crane

Edition 1 April 2024



110t



50.0m



42m



67.2m



ZOOMLION

PROB
40

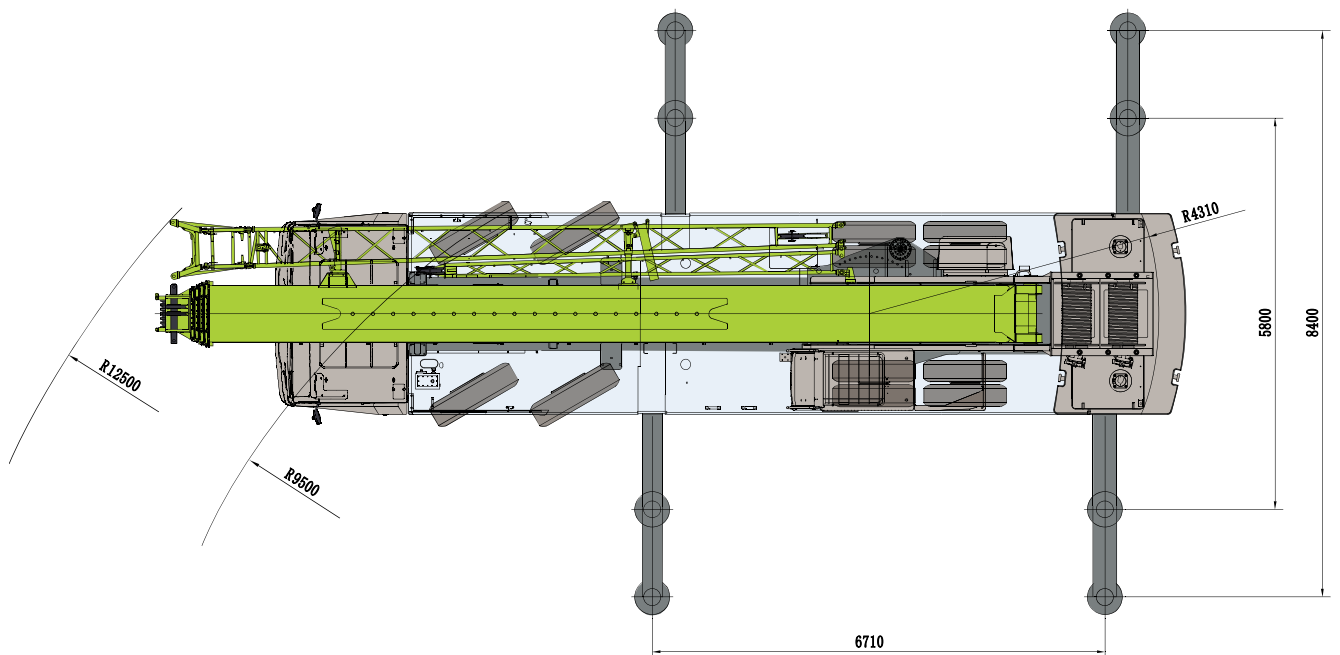
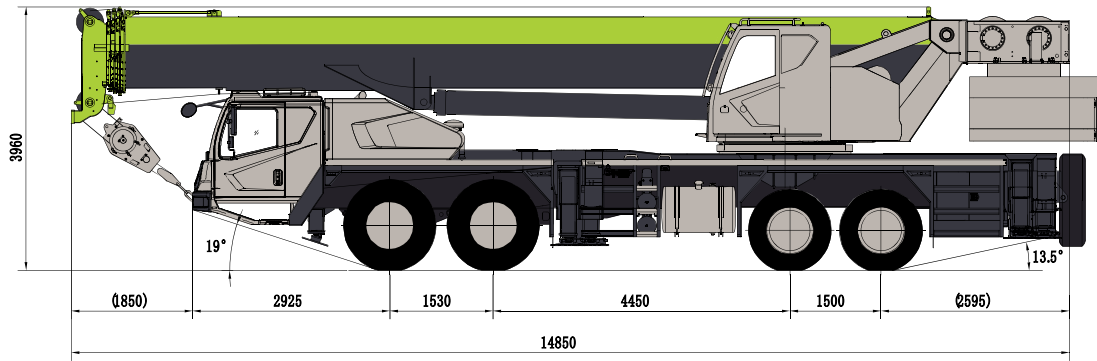
Table of Contents



01	Overall dimensions	4
02	ZMC1100V532 product introduction	5
03	Major technical parameters	7
04	Crane configurations	11
05	Travelling mode	13
06	OM combinations	14
07	Lifting height chart + rated capacity chart	16

Overall dimensions

Work status (unit: mm)



ZMC1100V532 Product introduction





50m



9.5~16m



18.0t



276/280kw

Major technical parameters

Item		Value	Remarks	
Working performance	Max. rated lifting capacity	kg	110000	
	Max. load moment of basic boom	kN.m	3369	
	Max. lifting moment with fully extended boom	kN.m	1862	
	Max. lifting height of basic boom	m	14.2	
	Max. lifting height of boom	m	51.0	These parameters do not include deflection of boom and jib.
	Max. lifting height of jib	m	67.2	
Working speeds	Max. hoist rope speed (main winch)	m/min	130	Drum 4 th layer
	Max. hoist rope speed (auxiliary winch)	m/min	130	Drum 4 th layer
	Boom derricking up time	s	65	
	Boom telescoping out time	s	145	
	Slewing speed	r/min	0~1.6	
Driving parameters	Max. operation altitude	m	2000	
	Max. driving speed	km/h	85	
	Max. gradeability	%	50	
	Min. turning diameter	m	19	
	Min. ground clearance	mm	340	
	Fuel consumption per hundred kilometers	L	43	
Masses	Deadweight in driving condition	kg	45000	Excluding auxiliary counterweight and movable counterweight
	Complete vehicle kerb mass	kg	44870	
	Front axle load	kg	21000	
	Rear axle load	kg	24000	
Dimensions	Overall dimensions (L×W×H)	mm	14800×3000×3960	
	Transversal distance between outriggers	m	Fully extended:8.4	Intermediately extended: 5.8
	Longitudinal distance between outriggers	m	6.71	
	Slewing radius of counterweighttail	m	4310	
	Boom length	m	12.7-50.0	

Item		Value	Remarks
Boom angle	°	-1 - 80	
fixed Jib length	m	9.5, 16	
Jib angle	°	0, 15, 30	





Optional components

No.	Description	Remarks
1	Hook	Standard configuration: 60t (Single hook) , 8t (Single hook) Optional configuration:80t (single hook) , 70t (Single hook) , 60t (double hooks) , 35t (Single hook)
2	Pads	Optional
3	Sleeper I	Optional
4	Seat assy.	Optional
5	Solar lights and installation	Optional







Working conditions

Temperature	The ambient temperature range for crane operation is -20°C-40°C.
Wind speed	<p>During operation, the instantaneous wind speed should be taken as the actual one. Wind speed during crane operation should not exceed 14.1 m/s.</p> <p>The wind speed during crane operation (3 s instantaneous wind speed) = average value of wind speed for 10 minutes of 10 m above the ground × conversion coefficient 1.5.</p> <p>If the instantaneous wind speed is greater than the permissible value of 14.1 m/s (beaufort 5), while the crane is in operation, do the tasks that follow:</p> <ol style="list-style-type: none"> (1) Stop the work (safely lower the load). (2) Retract the boom. (3) Correctly stow the boom.
Altitude	During crane operation, height above sea level should not be higher than 2000 m.

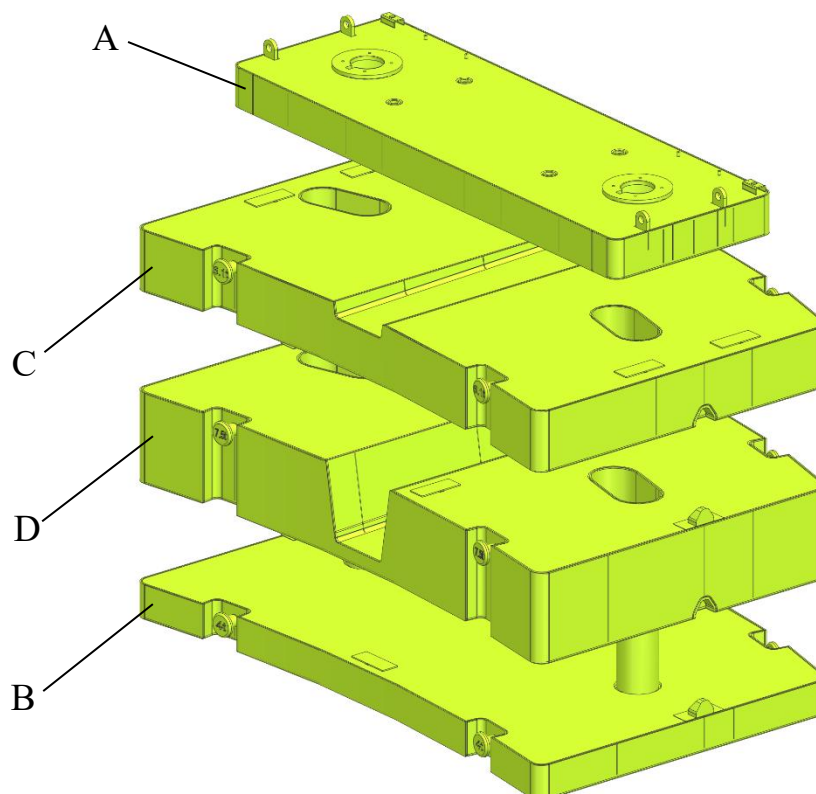
Hook

			
60t	510kg	1500×550×450(mm)	10
80t	685kg	1600×600×520(mm)	12
70t	689kg	1550×560×530(mm)	12
60t	662kg	1400×600×530(mm)	12
35t	380kg	1450×560×350(mm)	6
8t	125kg	800×300×300(mm)	1

Wire rope

			
	20mm	260000mm	6.5t
	20mm	200000mm	6.5t


Counterweight



Description	Mass (t)	Dimensions (m)	Quantity (piece)
A (Fixed counterweight)	0.4t	3×1×0.3	1
B (auxiliary counterweight)	4.0t	3×2×1	1
C (upper movable counterweight)	6.1t	3×2×0.4	1
D (lower movable counterweight)	7.5t	3×2×0.5	1

Counterweight combinations

Unit: piece

	A	B	C	D
0.4t	1	0	0	0
4.4t	1	1	0	0
10.5t	1	1	1	0
18.0t	1	1	1	1

Crane configurations



Superstructure

● Hydraulic system	Open type, hydraulic-controlled proportional pilot operated, proportional speed control system, the power element is variable pump plus gear pump.
● Hoist mechanism	Composed of a hydraulic motor, winch balance valve, duplex winch brake valve, winch reducer, hoisting limit switch, lowering limit switch, and wire rope.
● Derricking mechanism	One front-mounted hydraulic cylinder with safety balance valve provides the boom with smooth derricking movements from -2° to 80° .
● Slewing mechanism	Open-type hydraulic proportional pilot control and proportional speed adjustment system; the power is provided by the variable pump and gear pump.
● Operator's cab	Steel structure body. Equipped with adjustable seat with headrest, adjustable console, air conditioning for heating and cooling, built-in sunshade, etc. Equipped with pilot control joysticks, windshield wiper and washer. An AC for cooling and a can heater are standard configuration.
● Slewing platform	Single ribbed plate structured and optimized slewing platform made from high-strength steel plate makes the layout of articulated points of the boom and derricking mechanism more reasonable. The engine hood is of a human-based layout. There is a pinning mechanism installed in front of the slewing platform, which can prevent the superstructure from rotating during crane travelling.
● Counterweight	Underslung movable counterweight plate combination, and the total weight is 18t (standard configuration). Different movable counterweight plates can be installed by the counterweight handler at the end of the slewing platform according to operating modes.
● Outriggers	H-type outriggers, which are in box-shaped structure and welded of low-alloy and high-strength steel plate, are of good sectional performance and strong load bearing capability via finite element analysis and simulated design. 2-section horizontal outrigger beam can be extended and retracted with a horizontal cylinder and a set of outrigger extension / retraction rope. Large outrigger span ensures stability of the crane. After the outriggers are fully extended or retracted, the outrigger pads can be locked with retaining pins. Manual outrigger control levers are fitted on both sides of the vehicle for controlling the outriggers to extend or retract simultaneously or independently. Each vertical cylinder is equipped with a two-way hydraulic lock to ensure stable and reliable operation of the crane. In addition, the crane also can work with outriggers intermediately extended for narrow area operation. The 5 th outrigger is installed under the driver's cab. The working area is unlimited with the 5 th outrigger extended.
● Safety devices	This crane is equipped with an automatic load moment limiter whose display and warning devices are all fitted in operator's cab. If the actual load reaches 90% of the rated one, the warning light lights up and the buzzer sends out slow acoustic warning. If the actual load approaches 100% of the rated one, the warning light lights up, the buzzer sends out fast acoustic warning and all dangerous movements are

	<p>switched off.</p> <p>The basic parameters, such as moment ratio, boom angle, boom length, working radius, actual lifting capacity, maximum permissible lifting capacity and actual lifting height will be displayed on the digital LCD.</p> <p>This crane is also equipped with the following safety devices to ensure the crane safety:</p> <ol style="list-style-type: none"> a) Hoisting limit switch b) Hook safety device c) Lowering limit switch d) 5th outrigger overpressure protection device e) Two-way hydraulic lock f) Balance valve g) Relief valve h) Wireless remote controller
● Boom and telescoping mechanism	<p>The boom consists of one basic boom and four telescopic booms, and the cylinder is made of low alloy high-strength steel, possessing good bending resistance. The boom structure adopts embedded slider, and at the same time adopts the slider compensation technology, which improves the guiding and lifting performance of the boom. Two telescopic cylinders with synchronized telescopic mechanism complete the free telescoping of the boom.</p>
● Jib	<p>It consists of two jib sections. They are folded on the side of boom when not used and can be installed and removed by inserted pins.</p> <p>The two jib sections are of a reducing and lattice structure.</p> <p>Jib section 1 is articulated on the head of top boom section with pins and can be assembled below an angle of 0°, 15° or 30° to the telescopic boom according to your needs. The angle can be conveniently changed via the pins and pull bracket.</p> <p>Jib length: Jib section 1: 9.5 m Jib section 1 + jib section 2: 16 m</p>
● Rooster sheave	<p>It is secured at the outside of the boom head when it is not used. It can be rotated around the shaft and pinned onto the boom head when it is used.</p> <p>This option is set up for rapid hoists over the boom head to improve the working efficiency when the loads are light.</p>
● Main and auxiliary hooks	<p>Main hook: 60 t, with 5 pulleys, installed with a mounting lug at the end of the wire rope and an anti-slipping and anti-rotation hook latch</p> <p>Auxiliary hook (1 reeving): 8 t, installed with an anti-twist and anti-slipping hook latch</p> <p>An 80t, 70t, 60t, or 35t auxiliary hook is optional.</p>
● Electrical system	<p>Adopting two-wire system, the power supply is 24V DC, and the whole electrical system is composed of the chassis electrical system and the superstructure electrical system. The superstructure electrical system mainly includes hoisting and lowering limit switches, overloading control, emergency stop control, signal indication, etc. The above devices ensure that the crane has excellent safety performance and a good working environment. The chassis electrical system mainly includes: MP3 player, air conditioner and cab heater, etc. The above devices ensure that the crane has excellent driving performance and comfortable driving environment.</p>



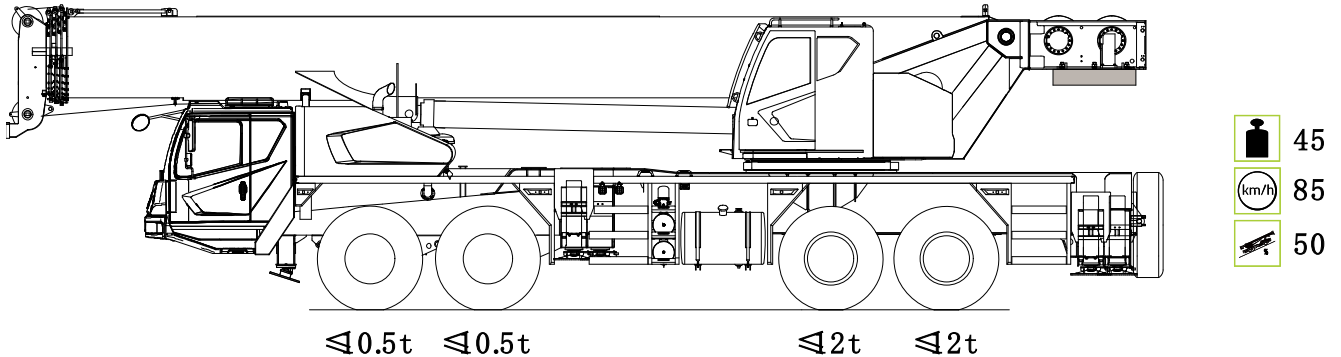
Chassis

● Engine	Specialized high-pressure common rail electric injection diesel engine for construction machinery.
● Clutch	Single dry-type clutch.
● Transmission	Mechanical 12-speed automatic transmission with locking pin synchronizers in both the main and secondary cases, with transverse teeth outputs.
● PTO	Rated output torque: 700N/m; output mode: flange connection, output flange rotation and engine rotation is of the same direction; rear-mounted power take-off, installed on the intermediate shaft at the bottom of the transmission; manual pneumatic maneuvering.
● Propeller shaft	Styre series open-type propeller shaft assy., and is with contra gear on the flange.
● Chassis frame	It adopts a box-type structure with high loading and anti-twisting capacity, and the material is high-strength structural steel plate.
● Wheels and tires	Special wheel rim and inflated tires Size: 385/95R25.
● Steering system	Mechanically controlled steering for Axle 1 and 2, electro-hydraulic proportional steering for Axle 3 and 4. Dual channel steering column; dual cylinder power steering for a single axle.
● Suspension	Transversally installed leaf spring suspension for the front axle, and rubber suspension for the rear axle.
● Braking System	It consists of a traveling brake (foot brake), a parking or emergency brake (hand brake) and an auxiliary brake. The traveling brake is a double circuit pneumatic brake, acting on all wheel hubs; the parking or emergency brake is a spring brake, acting on the hubs of the second, third and fourth axles; the auxiliary brake is the engine exhaust.
● Electrical system	Two N200-type battery connected in series (each voltage 12V), using a single-wire system, the metal itself (negative) is used as the return line, and the negative is grounded through the main power switch, which composes of 24V output voltage; The standard generator is an integrated AC generator with voltage regulating function. , Tthe output power is 2kW; Combination lamps and rear fog lamps are installed; the cab instrument console uses a combination of instruments; The plugs and connectors of all electrical components are imported.
● Driver's cab	Low-mounted full-width driver's cab of a steel structure. The front instrument condole, adjustable steering wheel and electric windows at the two sides, adjustable hydraulic damping seat, AC for both heating and cooling, and sun visor provide the driver with comfortable environment.

Travelling mode

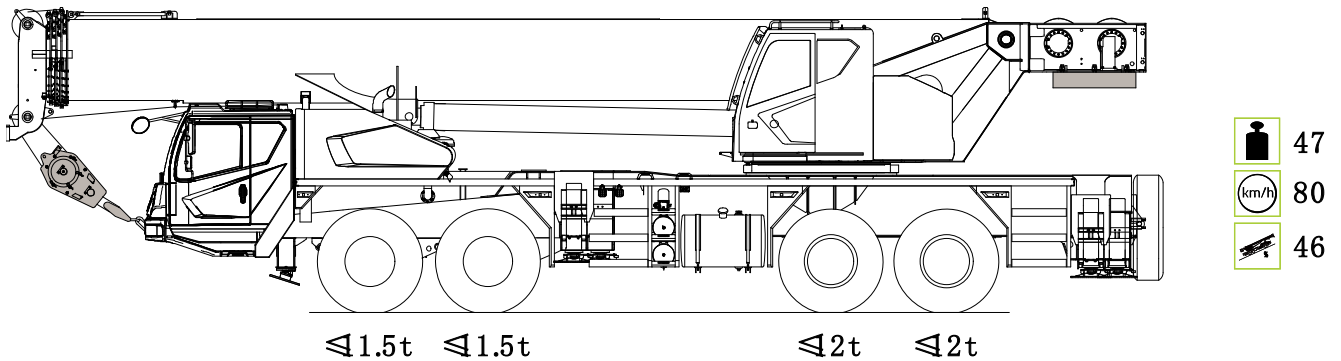
① The total mass of the whole crane is 45t

With 0.4 ton fixed counterweight (without hook, jib, outrigger pads, auxiliary winch and wire rope), the crane can travel at its highest speed.



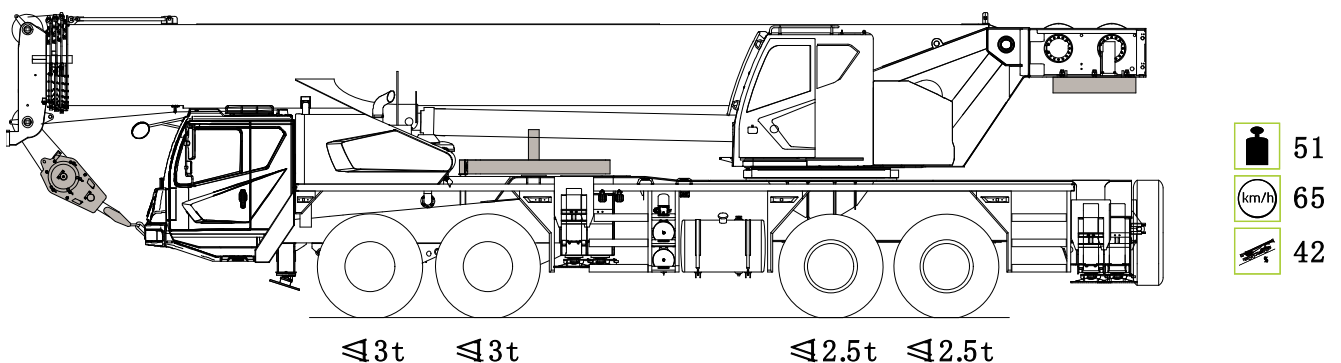
② The total mass of the whole crane is 47t:

With 0.4 ton fixed counterweight (with hook, jib, outrigger pads, auxiliary winch and wire rope), the crane can travel at its highest speed.



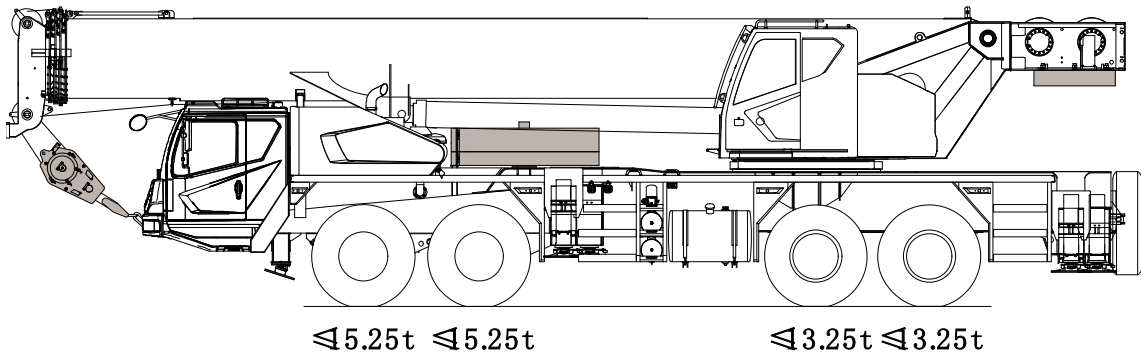
③ The total mass of the whole crane is 51t:




With 0.4t fixed counterweight + 4t fixed lower counterweight, the crane can drive at the highest speed of 65km/h.



④ The total mass of the whole crane is 57t:

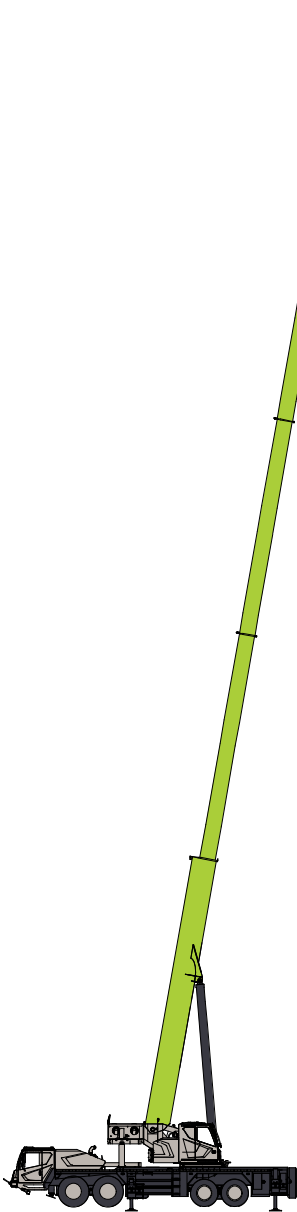
With 0.4t fixed counterweight + 6.1t movable counterweight + 4t fixed lower counterweight, the crane can drive at the highest speed of 30km/h.



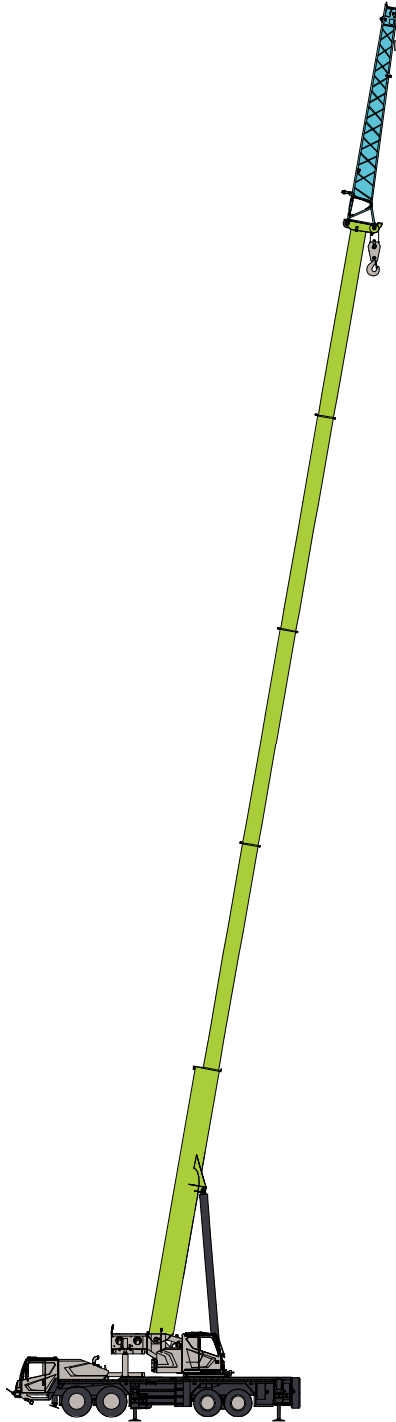
-  57
-  30
-  36.5

OM combinations

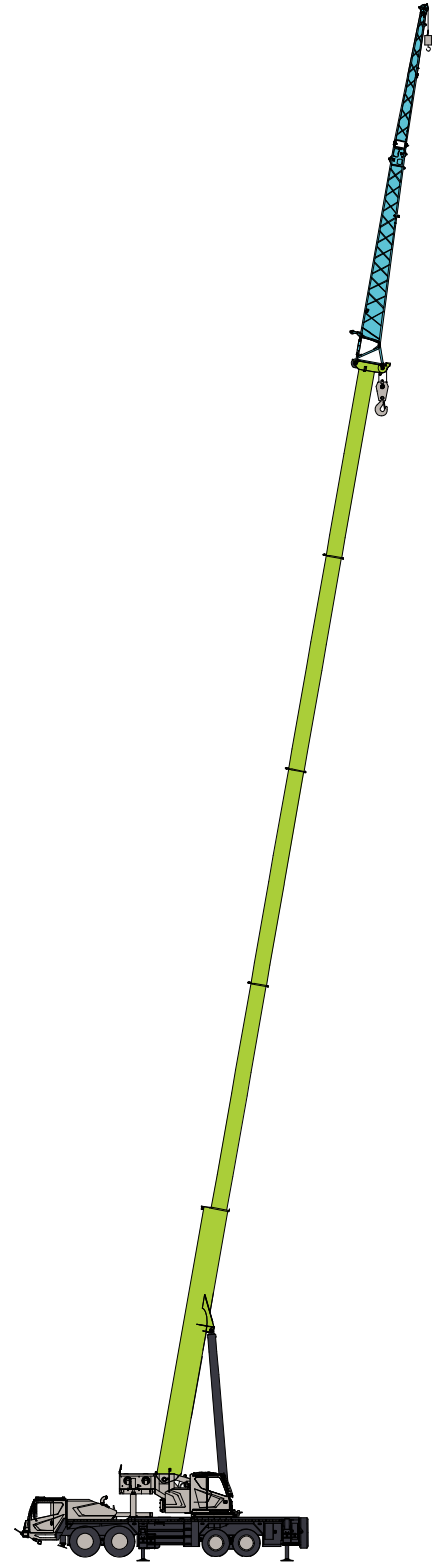
T Boom
F Jib



T5





T5F



T5F2

OM with fixed jib

Jib-9.5m	 A side-view technical drawing of a yellow lattice boom crane with a 9.5m jib. The crane features a fixed jib and a counterweight system. The lattice structure is composed of interconnected diagonal and horizontal members. A hook block is suspended from the end of the jib, and a counterweight is positioned on the opposite side of the crane's base.
Jib-16.0m	 A side-view technical drawing of a yellow lattice boom crane with a 16.0m jib. Similar to the 9.5m model, it has a fixed jib and a counterweight system. The lattice boom is longer, and the counterweight is larger to maintain balance. The hook block is also shown at the end of the jib.

Lifting height chart + rated capacity chart

Illustration for rated capacities



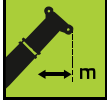







Illustration	Description
	OM with boom only
	OM with boom and jib
	Working radius
	Full range slewing
	Boom angle

Illustration	Description
	Outriggers fully extended
	Outriggers intermediately extended
	Counterweight mass
	Max. reevings
	Hook lifting capacity

1. The outriggers should be fully or intermediately extended for all rated capacities. It is prohibited to lift a load when the outriggers are not extended.
2. When the 5th outrigger is extended, the values in the chart are applicable to 360-degree working range. When the 5th outrigger is not extended, lifting over the front working area is strictly prohibited.
3. The values given in the rated capacity charts are the max. permissible lifting capacities under various OMs and specified operating conditions. The values as given in the tables include the mass of the hook (main hook: 510kg, auxiliary hook: 125 kg) and slings

Rated capacity = the actual lifting capacity of the crane + mass of the hook and slings

4. The working radius is the horizontal gravity center distance of the hook block from the rotational axis of the crane superstructure measured at the ground. The radius stated is valid under load conditions.
5. When a boom length or working radius is between two values in the chart, the rated capacity should be determined using the interpolation method. The rated capacity displayed in the load moment limiter is for reference only.
6. If the jib is mounted on the boom head during boom operation, the possible load should be subtracted by the mass of the sling and an extra 2300kg.
7. The maximum lifting capacity for the rooster sheave is 6500 kg. If the rated lifting capacity found out in the rated capacity chart is less than 6500 kg according to the actual working conditions, the lifting capacity found out in the table should be referred to.

For example: with 18t counterweight

The rated lifting capacity is 6500 kg when the crane is working with 41.4 m long boom (telescopic cylinder I fully extended) under 24 m working radius.

The rated lifting capacity is 5000 kg if the crane is working with 41.4 m long boom under 30 m

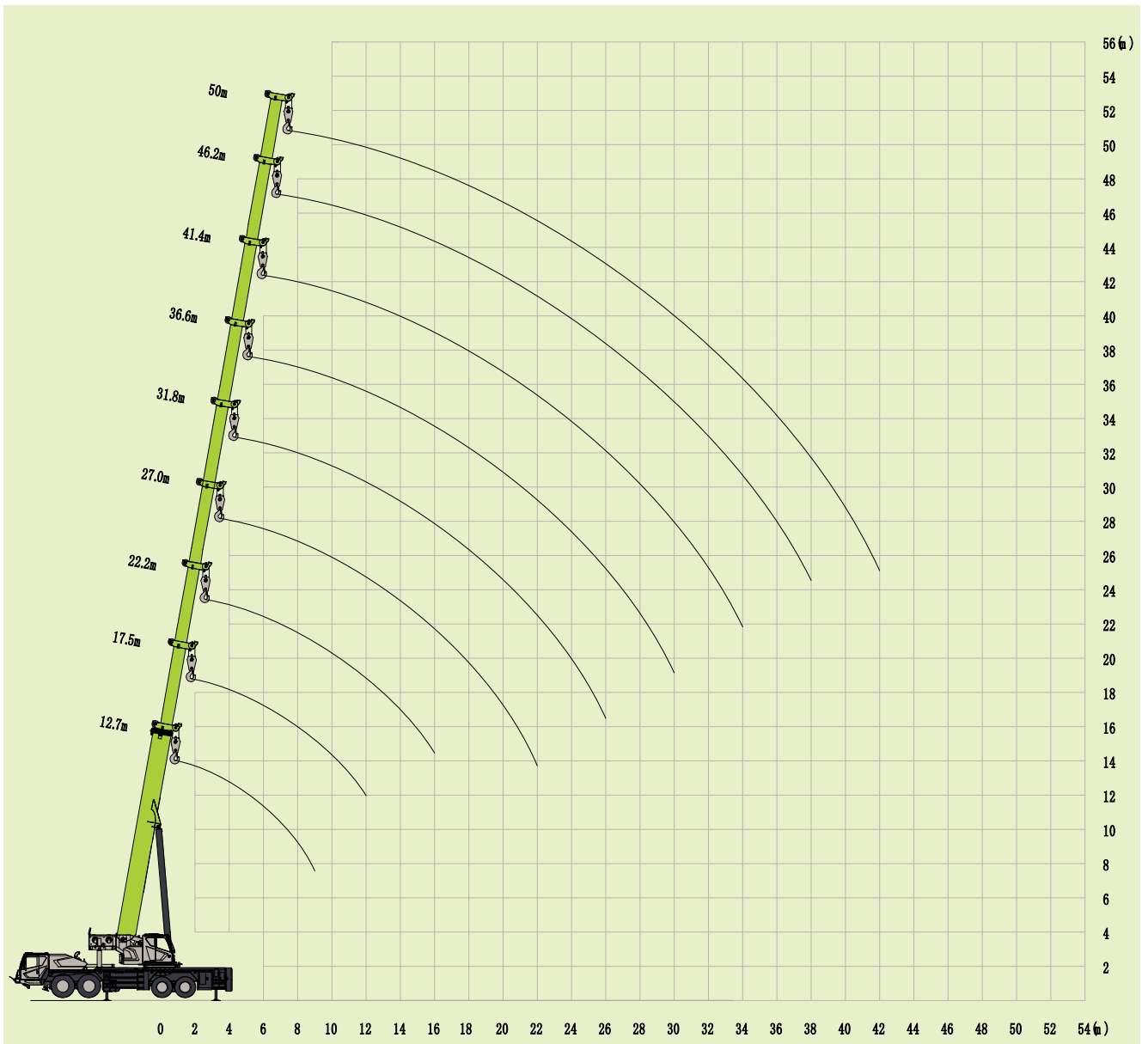
working radius.


8. During operation, do not lift a load with both the main hook and auxiliary hook simultaneously.
9. The lifting height charts do not take changes of working radius and height caused by boom deflection into consideration.







WARNING: When the boom length exceeds 30m, even if the hook is unloaded, derricking must be operated in strict accordance with the lifting height chart, otherwise it will cause overturning accidents.

Lifting height chart







T












	12.7	17.5	22.2	27.0	31.8	36.6	41.4	46.2	50.0	
2.5	110.0**									2.5
3.0	90.0	70.0	50.0							3.0
3.5	80.0	70.0	50.0							3.5
4.0	76.0	70.0	50.0	38.0						4.0
4.5	73.0	70.0	50.0	38.0						4.5
5.0	68.0	65.0	50.0	38.0	36.0					5.0
5.5	62.5	60.0	48.0	38.0	36.0					5.5
6.0	56.0	55.0	46.5	37.0	36.0					6.0
7.0	47.5	46.5	42.0	36.0	35.0	31.0				7.0
8.0	41.0	40.0	38.0	34.0	33.0	30.0	22.0			8.0
9.0	36.0	34.5	34.0	32.0	30.0	28.0	22.0	19.0		9.0
10.0		30.5	30.0	29.0	27.5	26.0	21.0	18.0	14.5	10.0
11.0		25.5	25.0	27.0	25.5	24.0	20.0	17.0	14.0	11.0
12.0		21.5	21.5	23.0	24.0	22.0	18.5	16.0	13.5	12.0
14.0			16.0	17.4	18.2	18.9	16.0	14.0	13.0	14.0
16.0			12.0	13.5	14.3	14.9	14.5	12.5	11.5	16.0
18.0				10.7	11.5	12.0	12.5	11.5	10.5	18.0
20.0				8.5	9.4	9.8	10.3	10.5	9.5	20.0
22.0				6.8	7.7	8.2	8.6	8.9	8.6	22.0
24.0					6.3	6.8	7.2	7.5	7.6	24.0
26.0					5.0	5.7	6.1	6.3	6.6	26.0
28.0						4.7	5.2	5.5	5.6	28.0
30.0						4.0	4.4	4.6	4.8	30.0
32.0							3.7	3.9	4.2	32.0
34.0							3.1	3.3	3.6	34.0
36.0								2.8	3.0	36.0
38.0								2.3	2.6	38.0
40.0									2.2	40.0
42.0									1.8	42.0
I	0	4.8	9.5	9.5	9.5	9.5	9.5	9.5	9.5	I
II	0	0	0	4.8	9.6	14.4	19.2	24.0	27.8	II
	12	11	8	7	6	5	4	3	3	
	60t									










	12.7	17.5	22.3	27.1	31.9	36.7	41.5	45.3	
2.5	110.0**								2.5
3.0	90.0	70.0	38.0						3.0
3.5	80.0	70.0	38.0						3.5
4.0	76.0	70.0	38.0	36.0					4.0
4.5	73.0	70.0	38.0	36.0					4.5
5.0	68.0	65.0	38.0	36.0	30.0				5.0
5.5	62.0	60.0	38.0	36.0	30.0				5.5
6.0	56.0	55.0	38.0	36.0	30.0	22.0			6.0
7.0	47.5	46.5	38.0	36.0	30.0	22.0			7.0
8.0	41.0	40.0	36.0	36.0	30.0	22.0	19.5		8.0
9.0	35.5	34.5	34.0	35.0	29.0	21.0	18.5	16.0	9.0
10.0		30.5	32.0	33.0	27.0	20.0	17.5	15.0	10.0
11.0		25.5	28.0	29.0	25.5	18.7	16.5	14.0	11.0
12.0		21.5	24.5	25.0	24.0	17.5	15.5	13.5	12.0
14.0			18.5	19.4	20.1	15.2	13.5	12.5	14.0
16.0			14.5	15.3	16.0	13.5	12.0	11.0	16.0
18.0				12.4	13.1	12.2	10.6	10.0	18.0
20.0				10.1	10.8	11.0	9.6	9.1	20.0
22.0				8.3	9.0	9.4	9.0	8.3	22.0
24.0					7.6	8.0	8.2	7.6	24.0
26.0					6.4	6.8	7.1	6.9	26.0
28.0						5.8	6.1	6.2	28.0
30.0						5.0	5.3	5.4	30.0
32.0							4.6	4.7	32.0
34.0							4.0	4.1	34.0
36.0								3.5	36.0
38.0								3.1	38.0
I	0	4.8	4.8	4.8	4.8	4.8	4.8	4.8	I
II	0	0	4.8	9.6	14.4	19.2	24.0	27.8	II
	12	11	8	7	6	5	4	3	
	60t								




 m	12.7	17.5	22.3	27.1	31.9	36.7	40.5	 m
2.5	110.0**							2.5
3.0	90.0	38.0	36.0					3.0
3.5	80.0	38.0	36.0					3.5
4.0	76.0	38.0	36.0	30.0				4.0
4.5	73.0	38.0	36.0	30.0				4.5
5.0	68.0	38.0	36.0	30.0	22.0			5.0
5.5	62.0	38.0	36.0	30.0	22.0			5.5
6.0	56.0	38.0	36.0	30.0	22.0	21.0		6.0
7.0	47.5	38.0	36.0	30.0	22.0	20.0		7.0
8.0	41.0	38.0	34.0	28.0	20.5	18.7	17.0	8.0
9.0	35.5	36.0	32.0	26.0	19.0	17.2	16.0	9.0
10.0		33.0	31.0	24.0	17.5	16.0	15.0	10.0
11.0		29.5	30.0	22.0	16.0	14.5	14.0	11.0
12.0		25.0	26.0	20.5	15.0	13.5	13.0	12.0
14.0			20.4	18.0	13.0	12.0	11.3	14.0
16.0			16.3	16.0	11.5	10.5	10.0	16.0
18.0				13.8	10.3	9.4	8.9	18.0
20.0				11.5	9.3	8.4	7.9	20.0
22.0				9.7	8.5	7.7	7.2	22.0
24.0					7.8	7.0	6.5	24.0
26.0					7.1	6.4	5.9	26.0
28.0						5.8	5.4	28.0
30.0						5.4	5.0	30.0
32.0							4.6	32.0
34.0							4.2	34.0
I	0	0	0	0	0	0	0	I
II	0	4.8	9.6	14.4	19.2	24.0	27.8	II
	12	11	8	7	6	5	4	
	60t							










	12.7	17.5	22.2	27.0	31.8	36.6	41.4	46.2	50.0	
3.0	90.0	70.0	50.0							3.0
3.5	80.0	70.0	50.0							3.5
4.0	76.0	70.0	50.0	38.0						4.0
4.5	72.0	70.0	50.0	38.0						4.5
5.0	64.5	63.0	50.0	38.0	36.0					5.0
5.5	58.0	57.0	48.0	38.0	36.0					5.5
6.0	53.0	52.0	46.5	37.0	36.0					6.0
7.0	44.5	43.5	42.0	36.0	35.0	31.0				7.0
8.0	37.5	37.0	36.5	34.0	33.0	30.0	22.0			8.0
9.0	32.5	31.0	30.5	31.5	30.0	28.0	22.0	19.0		9.0
10.0		25.5	25.0	26.0	27.0	26.0	21.0	18.0	14.5	10.0
11.0		21.0	20.5	22.0	23.0	23.5	20.0	17.0	14.0	11.0
12.0		18.0	17.5	18.5	19.5	20.0	18.5	16.0	13.5	12.0
14.0			12.5	13.9	14.7	15.4	15.7	14.0	13.0	14.0
16.0			9.0	10.3	11.1	11.8	12.2	12.5	11.5	16.0
18.0				7.8	8.6	9.2	9.7	10.0	10.3	18.0
20.0				6.0	6.8	7.3	7.8	8.1	8.4	20.0
22.0				4.5	5.3	5.8	6.3	6.6	6.8	22.0
24.0					4.2	4.7	5.1	5.4	5.6	24.0
26.0					3.2	3.7	4.1	4.4	4.6	26.0
28.0						2.9	3.3	3.6	3.8	28.0
30.0						2.2	2.7	2.9	3.1	30.0
32.0							2.1	2.3	2.5	32.0
34.0							1.6	1.8	2.0	34.0
36.0								1.4	1.6	36.0
38.0								1.0	1.2	38.0
40.0									0.9	40.0
I	0	4.8	9.5	9.5	9.5	9.5	9.5	9.5	9.5	I
II	0	0	0	4.8	9.6	14.4	19.2	24.0	27.8	II
	12	11	8	7	6	5	4	3	3	
	60t									










	12.7	17.5	22.3	27.1	31.9	36.7	41.5	45.3	
3.0	90.0	70.0	38.0						3.0
3.5	80.0	70.0	38.0						3.5
4.0	76.0	70.0	38.0	36.0					4.0
4.5	72.0	70.0	38.0	36.0					4.5
5.0	64.5	63.0	38.0	36.0	30.0				5.0
5.5	58.0	57.0	38.0	36.0	30.0				5.5
6.0	53.0	52.0	38.0	36.0	30.0	22.0			6.0
7.0	44.5	43.5	38.0	36.0	30.0	22.0			7.0
8.0	37.5	37.0	36.0	36.0	30.0	22.0	19.5		8.0
9.0	32.5	31.0	33.5	35.0	29.0	21.0	18.5	16.0	9.0
10.0		25.5	27.5	28.5	27.0	20.0	17.5	15.0	10.0
11.0		21.0	22.5	23.5	24.0	18.7	16.5	14.0	11.0
12.0		18.0	19.0	20.4	21.0	17.5	15.5	13.5	12.0
14.0			14.0	15.3	15.9	15.2	13.5	12.5	14.0
16.0			10.5	11.7	12.3	12.7	12.0	11.0	16.0
18.0				9.2	9.8	10.2	10.4	9.9	18.0
20.0				7.3	7.9	8.3	8.6	8.7	20.0
22.0				5.8	6.4	6.8	7.1	7.3	22.0
24.0					5.2	5.6	5.9	6.1	24.0
26.0					4.2	4.6	4.9	5.1	26.0
28.0						3.8	4.1	4.3	28.0
30.0						3.1	3.4	3.6	30.0
32.0							2.8	3.0	32.0
34.0							2.3	2.5	34.0
36.0								2.0	36.0
38.0								1.6	38.0
I	0	4.8	4.8	4.8	4.8	4.8	4.8	4.8	I
II	0	0	4.8	9.6	14.4	19.2	24.0	27.8	II
	12	11	8	7	6	5	4	3	
	60t								










	12.7	17.5	22.3	27.1	31.9	36.7	40.5	
3.0	90.0	38.0	36.0					3.0
3.5	80.0	38.0	36.0					3.5
4.0	76.0	38.0	36.0	30.0				4.0
4.5	72.0	38.0	36.0	30.0				4.5
5.0	64.5	38.0	36.0	30.0	22.0			5.0
5.5	58.0	38.0	36.0	30.0	22.0			5.5
6.0	53.0	38.0	36.0	30.0	22.0	21.0		6.0
7.0	44.5	38.0	36.0	30.0	22.0	20.0		7.0
8.0	37.5	38.0	34.0	28.0	20.5	18.7	17.0	8.0
9.0	32.5	34.0	32.0	26.0	19.0	17.2	16.0	9.0
10.0		28.0	28.0	24.0	17.5	16.0	15.0	10.0
11.0		23.5	24.0	22.0	16.0	14.5	14.0	11.0
12.0		20.0	21.0	20.5	15.0	13.5	13.0	12.0
14.0			16.0	16.5	13.0	12.0	11.3	14.0
16.0			12.5	13.0	11.5	10.5	10.0	16.0
18.0				10.5	10.3	9.4	8.9	18.0
20.0				8.6	8.9	8.4	7.9	20.0
22.0				7.1	7.5	7.6	7.2	22.0
24.0					6.3	6.4	6.5	24.0
26.0					5.3	5.5	5.6	26.0
28.0						4.7	4.8	28.0
30.0						4.0	4.1	30.0
32.0							3.5	32.0
34.0							3.0	34.0
I	0	0	0	0	0	0	0	I
II	0	4.8	9.6	14.4	19.2	24.0	27.8	II
	12	11	8	7	6	5	4	
	60t							









	12.7	17.5	22.2	27.0	31.8	36.6	41.4	46.2	50.0	
3.0	90.0	70.0	50.0							3.0
3.5	80.0	70.0	50.0							3.5
4.0	76.0	70.0	50.0	38.0						4.0
4.5	68.0	67.0	50.0	38.0						4.5
5.0	61.0	60.0	50.0	38.0	36.0					5.0
5.5	55.0	54.0	48.0	38.0	36.0					5.5
6.0	50.0	49.0	46.5	37.0	36.0					6.0
7.0	42.0	41.0	40.0	36.0	35.0	31.0				7.0
8.0	34.5	33.0	32.5	34.0	33.0	30.0	22.0			8.0
9.0	27.0	25.5	25.0	26.5	28.0	28.0	22.0	19.0		9.0
10.0		20.5	20.0	21.5	22.5	23.0	21.0	18.0	14.5	10.0
11.0		16.5	16.0	17.5	18.5	19.5	19.5	17.0	14.0	11.0
12.0		13.5	13.0	14.5	15.5	16.2	16.5	16.0	13.5	12.0
14.0			9.0	10.2	11.0	11.7	12.2	12.5	12.5	14.0
16.0			6.2	7.3	8.1	8.7	9.2	9.6	9.8	16.0
18.0				5.3	6.0	6.6	7.1	7.4	7.7	18.0
20.0				3.8	4.5	5.0	5.5	5.8	6.0	20.0
22.0				2.6	3.3	3.8	4.3	4.6	4.8	22.0
24.0					2.4	2.9	3.3	3.6	3.8	24.0
26.0					1.6	2.1	2.5	2.8	3.0	26.0
28.0						1.4	1.8	2.1	2.3	28.0
30.0						0.9	1.3	1.6	1.8	30.0
32.0								1.1	1.3	32.0
34.0									0.9	34.0
I	0	4.8	9.5	9.5	9.5	9.5	9.5	9.5	9.5	I
II	0	0	0	4.8	9.6	14.4	19.2	24.0	27.8	II
	12	11	8	7	6	5	4	3	3	
	60t									










	12.7	17.5	22.3	27.1	31.9	36.7	41.5	45.3	
3.0	90.0	70.0	38.0						3.0
3.5	80.0	70.0	38.0						3.5
4.0	76.0	70.0	38.0	36.0					4.0
4.5	68.0	67.0	38.0	36.0					4.5
5.0	61.0	60.0	38.0	36.0	30.0				5.0
5.5	55.0	54.0	38.0	36.0	30.0				5.5
6.0	50.0	49.0	38.0	36.0	30.0	22.0			6.0
7.0	42.0	41.0	38.0	36.0	30.0	22.0			7.0
8.0	34.5	33.0	35.0	36.0	30.0	22.0	19.5		8.0
9.0	27.0	25.5	27.5	28.5	29.0	21.0	18.5	16.0	9.0
10.0		20.5	22.0	23.0	24.0	20.0	17.5	15.0	10.0
11.0		16.5	18.0	19.3	20.0	18.7	16.5	14.0	11.0
12.0		13.5	15.0	16.1	16.8	17.3	15.5	13.5	12.0
14.0			10.5	11.6	12.3	12.7	13.1	12.5	14.0
16.0			7.8	8.7	9.3	9.7	10.1	10.3	16.0
18.0				6.6	7.2	7.7	8.0	8.2	18.0
20.0				5.0	5.6	6.1	6.4	6.6	20.0
22.0				3.8	4.4	4.8	5.1	5.3	22.0
24.0					3.4	3.8	4.1	4.3	24.0
26.0					2.6	3.0	3.3	3.5	26.0
28.0						2.3	2.6	2.8	28.0
30.0						1.7	2.0	2.2	30.0
32.0							1.5	1.7	32.0
34.0							1.1	1.3	34.0
36.0								0.9	36.0
I	0	4.8	4.8	4.8	4.8	4.8	4.8	4.8	I
II	0	0	4.8	9.6	14.4	19.2	24.0	27.8	II
	12	11	8	7	6	5	4	3	
	60t								










	12.7	17.5	22.3	27.1	31.9	36.7	40.5	
3.0	90.0	38.0	36.0					3.0
3.5	80.0	38.0	36.0					3.5
4.0	76.0	38.0	36.0	30.0				4.0
4.5	68.0	38.0	36.0	30.0				4.5
5.0	61.0	38.0	36.0	30.0	22.0			5.0
5.5	55.0	38.0	36.0	30.0	22.0			5.5
6.0	50.0	38.0	36.0	30.0	22.0	21.0		6.0
7.0	42.0	38.0	36.0	30.0	22.0	20.0		7.0
8.0	34.5	36.5	34.0	27.5	20.5	18.7	17.0	8.0
9.0	27.0	28.5	29.5	25.5	19.0	17.2	16.0	9.0
10.0		23.0	24.0	23.5	17.5	16.0	15.0	10.0
11.0		19.0	20.0	20.5	16.0	14.5	14.0	11.0
12.0		16.0	17.0	17.5	15.0	13.5	13.0	12.0
14.0			12.5	13.1	13.0	12.0	11.3	14.0
16.0			9.5	10.1	10.4	10.5	10.0	16.0
18.0				8.0	8.3	8.5	8.6	18.0
20.0				6.3	6.6	6.9	7.0	20.0
22.0				5.1	5.4	5.7	5.8	22.0
24.0					4.4	4.7	4.8	24.0
26.0					3.6	3.9	4.0	26.0
28.0						3.2	3.3	28.0
30.0						2.6	2.7	30.0
32.0							2.2	32.0
34.0							1.8	34.0
I	0	0	0	0	0	0	0	I
II	0	4.8	9.6	14.4	19.2	24.0	27.8	II
	12	11	8	7	6	5	4	
	60t							










	12.7	17.5	22.2	27.0	31.8	36.6	41.4	46.2	50.0	
3.0	80.0	70.0	50.0							3.0
3.5	70.0	70.0	50.0							3.5
4.0	65.0	65.0	50.0	38.0						4.0
4.5	60.0	60.0	50.0	38.0						4.5
5.0	55.0	55.0	50.0	38.0	36.0					5.0
5.5	50.0	48.0	48.0	38.0	36.0					5.5
6.0	46.0	45.0	45.0	37.0	36.0					6.0
7.0	38.0	37.0	37.0	36.0	35.0	31.0				7.0
8.0	28.5	27.5	27.5	29.0	30.0	30.0	22.0			8.0
9.0	22.0	21.0	21.0	22.5	23.5	24.2	22.0	19.0		9.0
10.0		17.0	16.4	18.0	19.0	19.7	20.3	18.0	14.5	10.0
11.0		13.4	12.9	14.3	15.4	16.1	16.7	17.0	14.0	11.0
12.0		10.7	10.3	11.7	12.6	13.4	13.9	14.3	13.5	12.0
14.0			6.6	7.9	8.7	9.4	10.0	10.3	10.6	14.0
16.0			4.2	5.4	6.2	6.8	7.4	7.7	8.0	16.0
18.0			2.5	3.6	4.4	5.0	5.5	5.8	6.1	18.0
20.0				2.3	3.1	3.6	4.1	4.4	4.7	20.0
22.0				1.3	2.0	2.5	3.0	3.3	3.6	22.0
24.0					1.2	1.7	2.2	2.5	2.7	24.0
26.0						1.1	1.5	1.8	2.0	26.0
28.0								1.2	1.4	28.0
30.0									0.9	30.0
I	0	4.8	9.5	9.5	9.5	9.5	9.5	9.5	9.5	I
II	0	0	0	4.8	9.6	14.4	19.2	24.0	27.8	II
	12	11	8	7	6	5	4	3	3	
	60t									










	12.7	17.5	22.3	27.1	31.9	36.7	41.5	45.3	
3.0	80.0	70.0	38.0						3.0
3.5	70.0	70.0	38.0						3.5
4.0	65.0	65.0	38.0	36.0					4.0
4.5	60.0	60.0	38.0	36.0					4.5
5.0	55.0	55.0	38.0	36.0	30.0				5.0
5.5	50.0	48.0	38.0	36.0	30.0				5.5
6.0	46.0	45.0	38.0	36.0	30.0	22.0			6.0
7.0	38.0	37.0	37.0	36.0	30.0	22.0			7.0
8.0	28.5	27.5	29.0	30.0	30.0	22.0	19.5		8.0
9.0	22.0	21.0	22.5	23.5	24.5	21.0	18.5	16.0	9.0
10.0		17.0	18.5	19.5	20.5	20.0	17.5	15.0	10.0
11.0		13.4	15.0	16.0	16.8	17.4	16.5	14.0	11.0
12.0		10.7	12.3	13.3	14.0	14.5	15.0	13.5	12.0
14.0			8.5	9.4	10.0	10.5	10.9	11.1	14.0
16.0			6.0	6.8	7.5	7.9	8.2	8.4	16.0
18.0			4.2	5.0	5.6	6.0	6.3	6.5	18.0
20.0				3.6	4.2	4.6	4.9	5.1	20.0
22.0				2.6	3.2	3.5	3.8	4.0	22.0
24.0					2.3	2.6	2.9	3.1	24.0
26.0					1.6	1.9	2.2	2.4	26.0
28.0						1.3	1.6	1.8	28.0
30.0							1.1	1.3	30.0
32.0								0.9	32.0
I	0	4.8	4.8	4.8	4.8	4.8	4.8	4.8	I
II	0	0	4.8	9.6	14.4	19.2	24.0	27.8	II
	12	11	8	7	6	5	4	3	
	60t								










 m	12.7	17.5	22.3	27.1	31.9	36.7	40.5	 m
3.0	80.0	38.0	36.0					3.0
3.5	70.0	38.0	36.0					3.5
4.0	65.0	38.0	36.0	30.0				4.0
4.5	60.0	38.0	36.0	30.0				4.5
5.0	55.0	38.0	36.0	30.0	22.0			5.0
5.5	50.0	38.0	36.0	30.0	22.0			5.5
6.0	46.0	38.0	36.0	30.0	22.0	21.0		6.0
7.0	38.0	37.0	36.0	30.0	22.0	20.0		7.0
8.0	28.5	30.5	32.0	27.5	20.5	18.7	17.0	8.0
9.0	22.0	24.0	25.5	25.5	19.0	17.2	16.0	9.0
10.0		19.8	20.8	21.5	17.5	16.0	15.0	10.0
11.0		16.0	17.0	17.7	16.0	14.5	14.0	11.0
12.0		13.3	14.2	14.8	15.0	13.5	13.0	12.0
14.0			10.2	10.8	11.2	11.6	11.3	14.0
16.0			7.6	8.2	8.6	8.9	9.1	16.0
18.0			5.8	6.3	6.7	6.9	7.1	18.0
20.0				4.9	5.3	5.5	5.7	20.0
22.0				3.8	4.2	4.4	4.6	22.0
24.0					3.3	3.5	3.7	24.0
26.0					2.6	2.8	3.0	26.0
28.0						2.2	2.4	28.0
30.0						1.7	1.9	30.0
32.0							1.4	32.0
34.0							1.1	34.0
I	0	0	0	0	0	0	0	I
II	0	4.8	9.6	14.4	19.2	24.0	27.8	II
	12	11	8	7	6	5	4	
	60t							










 m	12.7	17.5	22.2	27.0	31.8	36.6	41.4	46.2	50.0	 m
3.0	80.0	70.0	50.0							3.0
3.5	70.0	70.0	50.0							3.5
4.0	65.0	65.0	50.0	38.0						4.0
4.5	60.0	60.0	50.0	38.0						4.5
5.0	55.0	53.0	50.0	38.0	36.0					5.0
5.5	50.0	48.0	48.0	38.0	36.0					5.5
6.0	45.0	44.0	45.0	37.0	36.0					6.0
7.0	38.0	37.0	37.0	36.0	35.0	31.0				7.0
8.0	31.0	30.0	29.5	30.0	31.0	30.0	22.0			8.0
9.0	24.5	24.0	23.5	25.0	25.9	25.5	22.0	19.0		9.0
10.0		19.5	19.3	20.5	21.4	22.1	21.0	18.0	14.5	10.0
11.0		16.0	15.9	17.1	18.0	18.7	19.0	17.0	14.0	11.0
12.0		13.5	13.3	14.5	15.3	16.0	16.5	16.0	13.5	12.0
14.0			9.6	10.7	11.5	12.0	12.5	12.7	12.5	14.0
16.0			6.9	8.0	8.8	9.3	9.7	10.1	10.3	16.0
18.0			5.0	6.1	6.8	7.3	7.7	8.1	8.3	18.0
20.0				4.6	5.3	5.8	6.2	6.5	6.7	20.0
22.0				3.4	4.1	4.6	5.0	5.3	5.4	22.0
24.0					3.1	3.6	4.0	4.3	4.4	24.0
26.0					2.3	2.8	3.1	3.4	3.6	26.0
28.0						2.1	2.4	2.7	2.9	28.0
30.0						1.5	1.8	2.1	2.3	30.0
32.0							1.3	1.6	1.8	32.0
34.0								1.2	1.4	34.0
36.0									1.0	36.0
I	0	4.8	9.5	9.5	9.5	9.5	9.5	9.5	9.5	I
II	0	0	0	4.8	9.6	14.4	19.2	24.0	27.8	II
	12	11	8	7	6	5	4	3	3	
	60t									










	12.7	17.5	22.3	27.1	31.9	36.7	41.5	45.3	
3.0	80.0	70.0	38.0						3.0
3.5	70.0	70.0	38.0						3.5
4.0	65.0	65.0	38.0	36.0					4.0
4.5	60.0	60.0	38.0	36.0					4.5
5.0	55.0	53.0	38.0	36.0	30.0				5.0
5.5	50.0	48.0	38.0	36.0	30.0				5.5
6.0	45.0	44.0	37.0	36.0	30.0	22.0			6.0
7.0	38.0	37.0	36.0	36.0	30.0	22.0			7.0
8.0	31.0	30.0	31.5	33.0	30.0	22.0	19.5		8.0
9.0	24.5	24.0	25.5	26.5	26.0	21.0	18.5	16.0	9.0
10.0		19.5	21.0	22.0	22.0	20.0	17.5	15.0	10.0
11.0		16.0	17.5	18.5	19.0	18.7	16.5	14.0	11.0
12.0		13.5	15.0	15.9	16.5	16.8	15.5	13.5	12.0
14.0			11.2	12.0	12.6	13.0	13.2	12.5	14.0
16.0			8.5	9.3	9.8	10.3	10.6	10.5	16.0
18.0			6.5	7.3	7.8	8.2	8.5	8.7	18.0
20.0				5.7	6.3	6.7	7.0	7.2	20.0
22.0				4.5	5.1	5.4	5.7	5.9	22.0
24.0					4.1	4.4	4.7	4.9	24.0
26.0					3.3	3.6	3.9	4.1	26.0
28.0						2.9	3.2	3.4	28.0
30.0						2.3	2.6	2.8	30.0
32.0							2.1	2.3	32.0
34.0							1.6	1.9	34.0
36.0							1.2	1.5	36.0
38.0								1.1	38.0
I	0	4.8	4.8	4.8	4.8	4.8	4.8	4.8	I
II	0	0	4.8	9.6	14.4	19.2	24.0	27.8	II
	12	11	8	7	6	5	4	3	
	60t								










	12.7	17.5	22.3	27.1	31.9	36.7	40.5	
3.0	80.0	38.0	36.0					3.0
3.5	70.0	38.0	36.0					3.5
4.0	65.0	38.0	36.0	30.0				4.0
4.5	60.0	38.0	36.0	30.0				4.5
5.0	55.0	38.0	36.0	30.0	22.0			5.0
5.5	50.0	38.0	36.0	30.0	22.0			5.5
6.0	45.0	38.0	36.0	30.0	22.0	21.0		6.0
7.0	38.0	36.0	36.0	30.0	22.0	20.0		7.0
8.0	31.0	32.5	33.0	28.0	20.5	18.7	17.0	8.0
9.0	24.5	26.5	27.0	26.0	19.0	17.2	16.0	9.0
10.0		22.0	22.5	23.0	17.5	16.0	15.0	10.0
11.0		18.5	19.0	20.0	16.0	14.5	14.0	11.0
12.0		16.0	16.5	17.3	15.0	13.5	13.0	12.0
14.0			12.5	13.3	13.0	12.0	11.3	14.0
16.0			10.0	10.6	10.9	10.5	10.0	16.0
18.0				8.5	8.9	9.0	8.8	18.0
20.0				7.0	7.3	7.5	7.6	20.0
22.0				5.7	6.0	6.3	6.5	22.0
24.0					5.0	5.3	5.4	24.0
26.0					4.2	4.5	4.6	26.0
28.0						3.8	3.9	28.0
30.0						3.2	3.3	30.0
32.0							2.8	32.0
34.0							2.3	34.0
I	0	0	0	0	0	0	0	I
II	0	4.8	9.6	14.4	19.2	24.0	27.8	II
	12	11	8	7	6	5	4	
	60t							










	12.7	17.5	22.2	27.0	31.8	36.6	41.4	46.2	50.0	
3.0	80.0	70.0	50.0							3.0
3.5	70.0	70.0	50.0							3.5
4.0	65.0	65.0	50.0	38.0						4.0
4.5	60.0	60.0	50.0	38.0						4.5
5.0	55.0	53.0	50.0	38.0	36.0					5.0
5.5	49.5	48.0	47.0	38.0	36.0					5.5
6.0	41.5	40.5	40.0	37.0	36.0					6.0
7.0	31.0	29.5	29.5	30.5	31.0	31.0				7.0
8.0	23.5	22.5	22.5	23.5	24.5	25.0	22.0			8.0
9.0	18.5	17.6	17.5	18.8	19.5	20.5	20.0	19.0		9.0
10.0		14.1	14.0	15.2	16.1	16.8	17.3	17.5	14.5	10.0
11.0		11.5	11.4	12.5	13.3	14.0	14.5	15.0	14.0	11.0
12.0		9.5	9.3	10.4	11.2	11.8	12.3	12.7	13.0	12.0
14.0			6.2	7.3	8.1	8.6	9.0	9.4	9.7	14.0
16.0			4.1	5.2	5.9	6.4	6.8	7.2	7.4	16.0
18.0			2.5	3.6	4.3	4.8	5.2	5.6	5.8	18.0
20.0				2.4	3.1	3.6	4.0	4.3	4.5	20.0
22.0				1.4	2.1	2.6	3.0	3.3	3.5	22.0
24.0					1.3	1.8	2.2	2.5	2.7	24.0
26.0						1.2	1.5	1.8	2.0	26.0
28.0							1.0	1.3	1.5	28.0
30.0								0.8	1.0	30.0
I	0	4.8	9.5	9.5	9.5	9.5	9.5	9.5	9.5	I
II	0	0	0	4.8	9.6	14.4	19.2	24.0	27.8	II
	12	11	8	7	6	5	4	3	3	
	60t									










	12.7	17.5	22.3	27.1	31.9	36.7	41.5	45.3	
3.0	80.0	70.0	38.0						3.0
3.5	70.0	70.0	38.0						3.5
4.0	65.0	65.0	38.0	36.0					4.0
4.5	60.0	60.0	38.0	36.0					4.5
5.0	55.0	53.0	38.0	36.0	30.0				5.0
5.5	49.5	48.0	38.0	36.0	30.0				5.5
6.0	41.5	40.5	37.0	36.0	30.0	22.0			6.0
7.0	31.0	29.5	31.0	32.0	30.0	22.0			7.0
8.0	23.5	22.5	24.0	25.0	25.0	22.0	19.5		8.0
9.0	18.5	17.6	19.0	20.0	21.0	21.0	18.5	16.0	9.0
10.0		14.1	15.5	16.6	17.4	17.7	17.5	15.0	10.0
11.0		11.5	12.5	13.9	14.6	15.0	15.2	14.0	11.0
12.0		9.5	10.5	11.7	12.4	12.8	13.2	13.5	12.0
14.0			7.5	8.6	9.2	9.5	9.9	10.2	14.0
16.0			5.5	6.4	7.0	7.3	7.6	7.9	16.0
18.0			4.0	4.8	5.3	5.7	6.0	6.3	18.0
20.0				3.6	4.1	4.5	4.8	5.0	20.0
22.0				2.6	3.1	3.5	3.8	4.0	22.0
24.0					2.3	2.6	2.9	3.1	24.0
26.0					1.6	1.9	2.2	2.4	26.0
28.0						1.4	1.7	1.9	28.0
30.0						0.9	1.2	1.4	30.0
32.0							0.8	1.0	32.0
I	0	4.8	4.8	4.8	4.8	4.8	4.8	4.8	I
II	0	0	4.8	9.6	14.4	19.2	24.0	27.8	II
	12	11	8	7	6	5	4	3	
	60t								




 m	12.7	17.5	22.3	27.1	31.9	36.7	40.5	 m
3.0	80.0	38.0	36.0					3.0
3.5	70.0	38.0	36.0					3.5
4.0	65.0	38.0	36.0	30.0				4.0
4.5	60.0	38.0	36.0	30.0				4.5
5.0	55.0	38.0	36.0	30.0	22.0			5.0
5.5	49.5	38.0	36.0	30.0	22.0			5.5
6.0	41.5	38.0	36.0	30.0	22.0	21.0		6.0
7.0	31.0	32.0	33.5	30.0	22.0	20.0		7.0
8.0	23.5	25.0	26.0	26.0	20.5	18.7	17.0	8.0
9.0	18.5	20.0	21.0	22.0	19.0	17.2	16.0	9.0
10.0		16.5	17.5	18.0	17.5	16.0	15.0	10.0
11.0		13.5	14.5	15.2	15.7	14.5	14.0	11.0
12.0		11.5	12.5	13.1	13.6	13.5	13.0	12.0
14.0			9.5	9.9	10.3	10.4	10.7	14.0
16.0			7.2	7.7	8.1	8.3	8.5	16.0
18.0				6.1	6.4	6.6	6.8	18.0
20.0				4.8	5.1	5.3	5.5	20.0
22.0				3.8	4.1	4.3	4.5	22.0
24.0					3.3	3.5	3.7	24.0
26.0					2.6	2.8	3.0	26.0
28.0						2.3	2.4	28.0
30.0						1.8	1.9	30.0
32.0							1.5	32.0
34.0							1.1	34.0
I	0	0	0	0	0	0	0	I
II	0	4.8	9.6	14.4	19.2	24.0	27.8	II
	12	11	8	7	6	5	4	
	60t							




	12.7	17.5	22.2	27.0	31.8	36.6	41.4	46.2	50.0	
3.0	80.0	70.0	50.0							3.0
3.5	70.0	70.0	50.0							3.5
4.0	65.0	64.0	50.0	38.0						4.0
4.5	58.0	56.0	50.0	38.0						4.5
5.0	51.0	48.0	45.0	38.0	36.0					5.0
5.5	40.5	39.0	37.0	37.0	36.0					5.5
6.0	33.0	32.5	31.0	31.5	32.0					6.0
7.0	23.5	23.0	22.0	23.5	24.2	24.0				7.0
8.0	17.5	17.0	16.5	18.0	18.9	19.0	19.0			8.0
9.0	13.5	13.0	12.5	13.9	14.8	15.5	15.8	15.5		9.0
10.0		10.0	9.5	11.0	11.8	12.5	13.0	13.3	13.0	10.0
11.0		8.0	7.5	8.8	9.6	10.2	10.8	11.1	11.3	11.0
12.0		6.3	6.0	7.1	7.9	8.5	9.0	9.4	9.6	12.0
14.0			3.5	4.6	5.4	5.9	6.4	6.8	7.0	14.0
16.0			1.8	2.9	3.6	4.1	4.6	5.0	5.2	16.0
18.0				1.6	2.3	2.8	3.2	3.6	3.8	18.0
20.0					1.3	1.8	2.2	2.6	2.8	20.0
22.0						1.0	1.4	1.8	2.0	22.0
24.0								1.1	1.3	24.0
I	0	4.8	9.5	9.5	9.5	9.5	9.5	9.5	9.5	I
II	0	0	0	4.8	9.6	14.4	19.2	24.0	27.8	II
	12	11	8	7	6	5	4	3	3	
	60t									










	12.7	17.5	22.3	27.1	31.9	36.7	41.5	45.3	
3.0	80.0	70.0	38.0						3.0
3.5	70.0	70.0	38.0						3.5
4.0	65.0	64.0	38.0	36.0					4.0
4.5	58.0	56.0	38.0	36.0					4.5
5.0	51.0	48.0	38.0	36.0	30.0				5.0
5.5	40.5	39.0	38.0	36.0	30.0				5.5
6.0	33.0	32.5	32.0	33.0	30.0	22.0			6.0
7.0	23.5	23.0	24.0	25.0	25.0	22.0			7.0
8.0	17.5	17.0	18.0	19.0	20.0	20.0	19.5		8.0
9.0	13.5	13.0	14.0	15.0	16.0	16.5	16.5	16.0	9.0
10.0		10.0	11.0	12.5	13.1	13.6	14.0	14.0	10.0
11.0		8.0	9.0	10.2	10.8	11.3	11.8	12.0	11.0
12.0		6.3	7.5	8.5	9.1	9.5	9.9	10.1	12.0
14.0			5.0	6.0	6.5	6.9	7.3	7.5	14.0
16.0			3.4	4.2	4.7	5.1	5.4	5.6	16.0
18.0			2.1	2.8	3.3	3.7	4.0	4.2	18.0
20.0				1.8	2.3	2.7	3.0	3.2	20.0
22.0				1.0	1.5	1.9	2.2	2.4	22.0
24.0					0.9	1.2	1.5	1.7	24.0
26.0							1.0	1.1	26.0
I	0	4.8	4.8	4.8	4.8	4.8	4.8	4.8	I
II	0	0	4.8	9.6	14.4	19.2	24.0	27.8	II
	12	11	8	7	6	5	4	3	
	60t								










	12.7	17.5	22.3	27.1	31.9	36.7	40.5	
3.0	80.0	38.0	36.0					3.0
3.5	70.0	38.0	36.0					3.5
4.0	65.0	38.0	36.0	30.0				4.0
4.5	58.0	38.0	36.0	30.0				4.5
5.0	51.0	38.0	36.0	30.0	22.0			5.0
5.5	40.5	38.0	36.0	30.0	22.0			5.5
6.0	33.0	35.0	36.0	30.0	22.0	21.0		6.0
7.0	23.5	25.5	26.5	27.0	22.0	20.0		7.0
8.0	17.5	19.5	20.5	21.0	20.5	18.7	17.0	8.0
9.0	13.5	15.5	16.5	17.0	17.4	17.2	16.0	9.0
10.0		12.5	13.5	14.0	14.3	14.7	15.0	10.0
11.0		10.0	11.2	11.7	12.0	12.4	12.6	11.0
12.0		8.5	9.4	9.9	10.2	10.6	10.8	12.0
14.0			6.8	7.2	7.5	7.9	8.1	14.0
16.0			5.0	5.4	5.7	6.0	6.2	16.0
18.0				4.1	4.3	4.6	4.8	18.0
20.0				3.0	3.3	3.6	3.8	20.0
22.0				2.2	2.5	2.8	2.9	22.0
24.0					1.9	2.1	2.2	24.0
26.0					1.3	1.6	1.7	26.0
28.0						1.1	1.2	28.0
30.0							0.8	30.0
I	0	0	0	0	0	0	0	I
II	0	4.8	9.6	14.4	19.2	24.0	27.8	II
	12	11	8	7	6	5	4	
	60t							









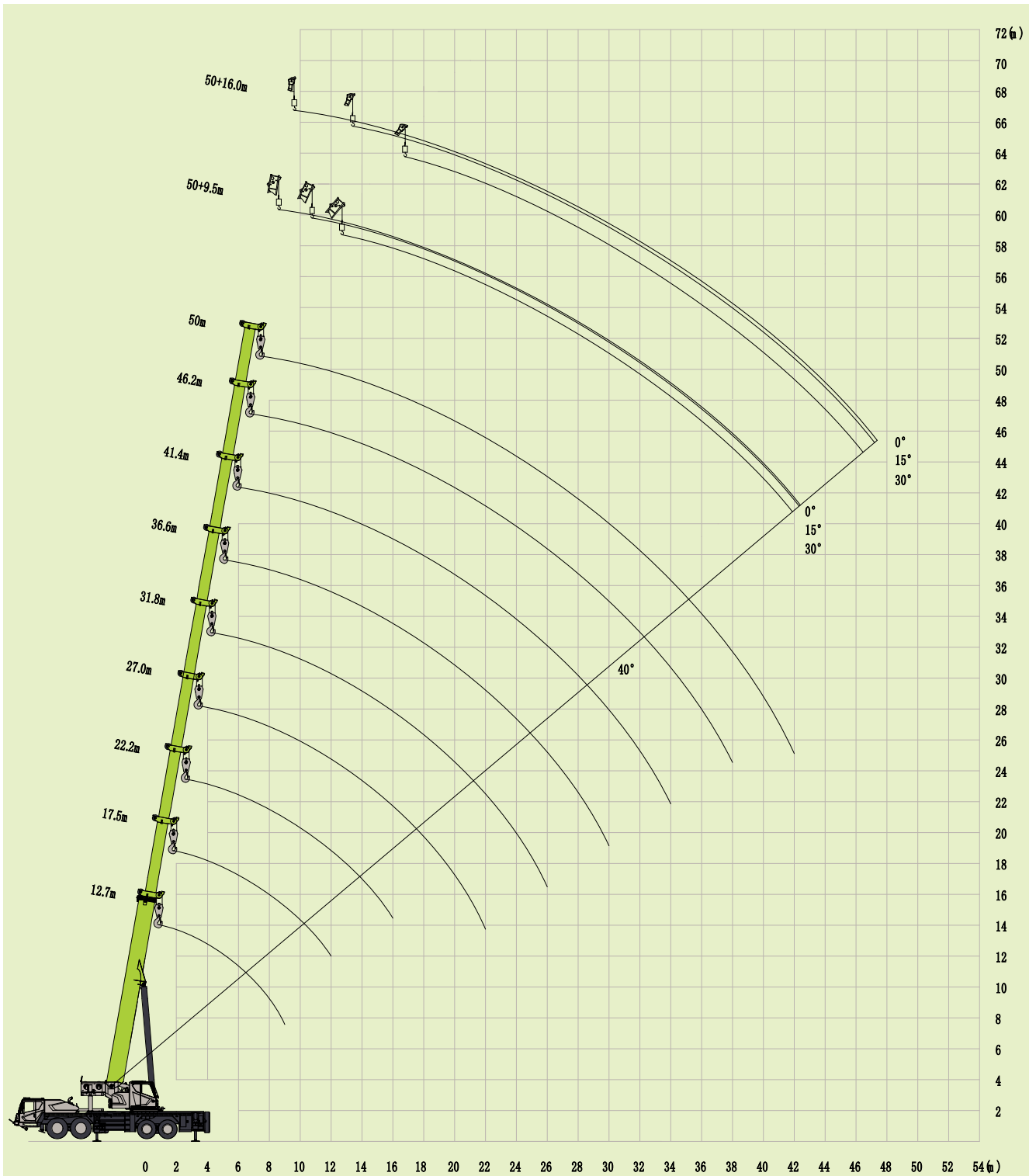
	12.7	17.5	22.2	27.0	31.8	36.6	41.4	46.2	50.0	
3.0	80.0	70.0	50.0							3.0
3.5	70.0	70.0	50.0							3.5
4.0	62.0	60.0	50.0	38.0						4.0
4.5	55.0	50.0	47.0	38.0						4.5
5.0	43.0	39.5	37.0	37.0	36.0					5.0
5.5	33.5	32.0	30.0	30.5	30.5					5.5
6.0	27.0	26.0	25.0	25.5	26.0					6.0
7.0	19.0	18.0	17.5	18.5	19.5	19.5				7.0
8.0	14.0	13.0	12.5	14.0	15.0	15.5	15.5			8.0
9.0	10.5	9.5	9.3	10.6	11.6	12.2	12.5	12.5		9.0
10.0		7.3	7.0	8.2	9.1	9.7	10.2	10.5	10.5	10.0
11.0		5.5	5.2	6.4	7.2	7.8	8.3	8.7	9.0	11.0
12.0		4.2	3.8	5.0	5.8	6.3	6.8	7.2	7.4	12.0
14.0			1.8	2.9	3.6	4.1	4.6	5.0	5.2	14.0
16.0				1.4	2.0	2.5	3.0	3.4	3.6	16.0
18.0					1.0	1.5	2.0	2.3	2.5	18.0
20.0							1.1	1.4	1.6	20.0
22.0									0.9	22.0
I	0	4.8	9.5	9.5	9.5	9.5	9.5	9.5	9.5	I
II	0	0	0	4.8	9.6	14.4	19.2	24.0	27.8	II
	12	11	8	7	6	5	4	3	3	
	60t									









	12.7	17.5	22.3	27.1	31.9	36.7	41.5	45.3	
3.0	80.0	70.0	38.0						3.0
3.5	70.0	70.0	38.0						3.5
4.0	62.0	60.0	38.0	36.0					4.0
4.5	55.0	50.0	38.0	36.0					4.5
5.0	43.0	39.5	38.0	36.0	30.0				5.0
5.5	33.5	32.0	32.0	32.0	30.0				5.5
6.0	27.0	26.0	27.0	27.5	27.5	22.0			6.0
7.0	19.0	18.0	19.5	20.5	21.0	21.0			7.0
8.0	14.0	13.0	14.5	15.5	16.5	16.5	16.5		8.0
9.0	10.5	9.5	11.0	12.0	12.9	13.4	13.5	13.5	9.0
10.0		7.3	8.5	9.5	10.3	10.8	11.2	11.5	10.0
11.0		5.5	7.0	7.8	8.5	8.8	9.2	9.5	11.0
12.0		4.2	5.5	6.3	7.0	7.3	7.8	8.0	12.0
14.0			3.3	4.1	4.7	5.0	5.5	5.7	14.0
16.0			1.9	2.6	3.2	3.5	3.9	4.1	16.0
18.0				1.5	2.0	2.3	2.7	2.9	18.0
20.0					1.2	1.5	1.8	2.0	20.0
22.0						0.9	1.1	1.3	22.0
24.0								0.8	24.0
I	0	4.8	4.8	4.8	4.8	4.8	4.8	4.8	I
II	0	0	4.8	9.6	14.4	19.2	24.0	27.8	II
	12	11	8	7	6	5	4	3	
	60t								









	12.7	17.5	22.3	27.1	31.9	36.7	40.5	
3.0	80.0	38.0	36.0					3.0
3.5	70.0	38.0	36.0					3.5
4.0	62.0	38.0	36.0	30.0				4.0
4.5	55.0	38.0	36.0	30.0				4.5
5.0	43.0	38.0	36.0	30.0	22.0			5.0
5.5	33.5	35.5	35.5	30.0	22.0			5.5
6.0	27.0	29.5	30.0	29.0	22.0	21.0		6.0
7.0	19.0	21.0	22.0	22.0	22.0	20.0		7.0
8.0	14.0	15.5	16.5	17.0	17.5	18.0	17.0	8.0
9.0	10.5	12.0	13.0	13.5	14.0	14.5	14.5	9.0
10.0		9.5	10.5	11.2	11.5	12.0	12.0	10.0
11.0		7.9	8.5	9.2	9.6	10.0	10.1	11.0
12.0		6.4	7.2	7.7	8.0	8.3	8.6	12.0
14.0			5.0	5.5	5.8	6.1	6.3	14.0
16.0			3.4	3.9	4.3	4.5	4.7	16.0
18.0				2.8	3.1	3.3	3.5	18.0
20.0				1.9	2.2	2.4	2.6	20.0
22.0				1.2	1.5	1.7	1.9	22.0
24.0					0.9	1.1	1.3	24.0
26.0							0.8	26.0
I	0	0	0	0	0	0	0	I
II	0	4.8	9.6	14.4	19.2	24.0	27.8	II
	12	11	8	7	6	5	4	
	60t							










	50.0+9.5			50.0+16.0			
	0°	15°	30°	0°	15°	30°	
80	5.5	3.3	2.5	3.0	2.0	1.5	80
78	5.0	3.3	2.5	3.0	2.0	1.45	78
76	4.8	3.2	2.5	2.9	1.9	1.4	76
74	4.5	3.1	2.5	2.7	1.8	1.35	74
72	4.2	3.0	2.5	2.5	1.7	1.3	72
70	3.9	2.9	2.5	2.3	1.65	1.25	70
68	3.6	2.8	2.4	2.1	1.6	1.25	68
66	3.4	2.7	2.3	2.0	1.55	1.2	66
64	3.2	2.6	2.2	1.9	1.5	1.2	64
62	3.0	2.5	2.1	1.8	1.45	1.15	62
60	2.8	2.4	2.0	1.7	1.4	1.15	60
58	2.6	2.3	1.9	1.6	1.35	1.1	58
56	2.4	2.1	1.8	1.55	1.3	1.1	56
54	2.3	1.9	1.7	1.5	1.25	1.05	54
52	2.2	1.8	1.6	1.45	1.2	1.05	52
50	2.1	1.7	1.5	1.4	1.15	1.0	50
48	2.0	1.6	1.4	1.35	1.1	0.95	48
46	1.9	1.5	1.3	1.3	1.05	0.9	46
44	1.7	1.4	1.2	1.2	1.0	0.85	44
42	1.5	1.3	1.1	1.1	0.95	0.8	42
40	1.3	1.2	1.0	1.0	0.9	0.75	40
	1						
	8t						








	50.0 + 9.5			50.0 + 16.0			
	0°	15°	30°	0°	15°	30°	
80	5.5	3.3	2.5	3.0	2.0	1.5	80
78	5.0	3.3	2.5	3.0	2.0	1.45	78
76	4.8	3.2	2.5	2.9	1.9	1.4	76
74	4.5	3.1	2.5	2.7	1.8	1.35	74
72	4.2	3.0	2.5	2.5	1.7	1.3	72
70	3.9	2.9	2.5	2.3	1.65	1.25	70
68	3.6	2.8	2.4	2.1	1.6	1.25	68
66	3.4	2.7	2.3	2.0	1.55	1.2	66
64	3.2	2.6	2.2	1.9	1.5	1.2	64
62	3.0	2.5	2.1	1.8	1.45	1.15	62
60	2.8	2.4	2.0	1.7	1.4	1.15	60
58	2.5	2.3	1.9	1.6	1.35	1.1	58
56	2.2	2.0	1.8	1.55	1.3	1.1	56
54	1.9	1.7	1.5	1.5	1.25	1.05	54
52	1.6	1.5	1.3	1.3	1.2	1.05	52
50	1.3	1.2	1.1	1.1	1.0	0.9	50
48	1.1	1.0	0.9	0.9	0.8	0.7	48
46	0.9	0.8	0.7	0.7	0.6	0.5	46
44	0.7	0.6	0.6				44
	1						
	8t						



	50.0 + 9.5			50.0 + 16.0			
	0°	15°	30°	0°	15°	30°	
80	5.5	3.3	2.5	3.0	2.0	1.5	80
78	5.0	3.3	2.5	3.0	2.0	1.45	78
76	4.8	3.2	2.5	2.9	1.9	1.4	76
74	4.5	3.1	2.5	2.7	1.8	1.35	74
72	4.2	3.0	2.5	2.5	1.7	1.3	72
70	3.9	2.9	2.5	2.3	1.65	1.25	70
68	3.6	2.8	2.4	2.1	1.6	1.25	68
66	3.4	2.7	2.3	2.0	1.55	1.2	66
64	2.8	2.6	2.2	1.9	1.5	1.2	64
62	2.3	2.1	2.0	1.8	1.45	1.15	62
60	1.9	1.7	1.6	1.5	1.3	1.15	60
58	1.5	1.4	1.3	1.2	1.1	1.0	58
56	1.2	1.1	1.0	0.9	0.8	0.7	56
54	0.9	0.8	0.7	0.6			54
	1						
	8t						



	50.0 + 9.5			50.0 + 16.0			
	0°	15°	30°	0°	15°	30°	
80	5.5	3.3	2.5	3.0	2.0	1.5	80
78	5.0	3.3	2.5	3.0	2.0	1.45	78
76	4.8	3.2	2.5	2.9	1.9	1.4	76
74	4.5	3.1	2.5	2.7	1.8	1.35	74
72	4.2	3.0	2.5	2.5	1.7	1.3	72
70	3.8	2.9	2.5	2.3	1.65	1.25	70
68	3.1	2.8	2.4	2.1	1.6	1.25	68
66	2.5	2.2	2.0	2.0	1.55	1.2	66
64	2.0	1.8	1.7	1.6	1.4	1.2	64
62	1.5	1.4	1.3	1.3	1.1	1.0	62
60	1.1	1.0	0.9	0.9	0.8	0.7	60
58	0.8	0.7	0.6				58
	1						
	8t						